

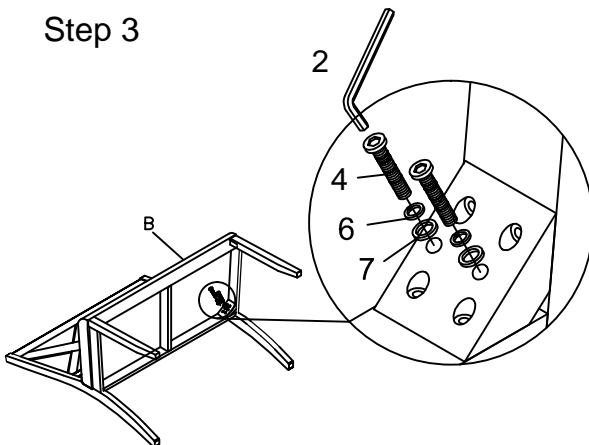
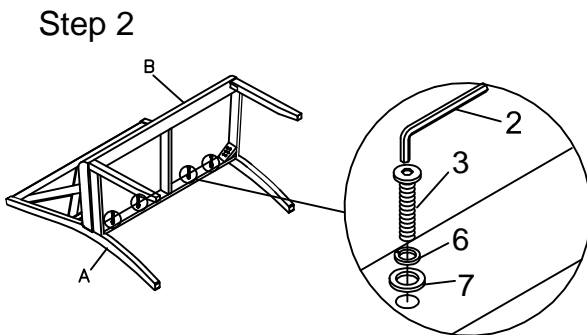
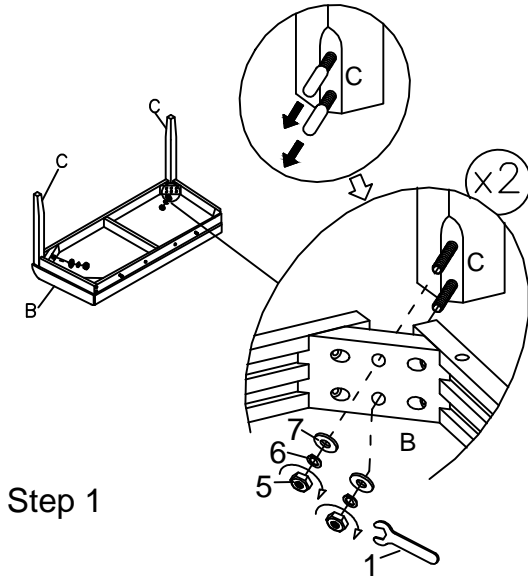
ASSEMBLY INSTRUCTIONS

6278-03 X BACK DINING BENCH w/CUSHION SEAT

SKU# 42562783


Thank you for purchasing this quality product. Be sure to check all packing materials carefully for small parts which may have come loose inside the carton during shipment. Identify and count all parts and compare with the parts list below.

**Assemble the product on a flat, soft surface such as a carpet or cloth to prevent scratching the finish. Read all instruction and study the drawings carefully before starting the assembly process.



NO	DESCRIPTION	SKETCH	QTY
A	BACK REST		1 PC
B	SEAT FRAME WITH CUSHION		1 PC
C	LEG		2 PCS

NO	DESCRIPTION	SKETCH	SIZE	QTY
1	OPEN WRENCH		#12	1 PC
2	ALLEN WRENCH		75x25x4mm	1 PC
3	BOLT		Ø1/4"x14x38mm	4 PCS
4	BOLT		Ø5/16"x14x75mm	4 PCS
5	HEX NUT		Ø5/16"xØ12x6mm	4 PCS
6	LOCK WASHER		Ø5/16"x12x2mm	12 PCS
7	FLAT WASHER		Ø5/16"x19x2mm	12 PCS



Step 4

Cleaning Instruction: Clean finished parts with a mild dishwashing liquid and water solution on a damp cloth. Polish the finish with soft cloth and an industry recognized furniture polish.

Made in Vietnam