



ITEM#: NV100CB/CT
NOVA Cocktail Table Base / Glass Top
48"X26"X20"

Your furniture purchase is an investment. Here are a few tips to maximize the lifetime of your furniture with a minimal amount of effort. Properly caring for your furniture can help ensure that it looks great year after year.

Wood Furniture Maintenance:

- Always dust, wipe, and clean with the grain of the wood.
- Dust with a soft cloth. Dust will scratch the furniture surface if not removed properly.
- If a polished surface becomes foggy, rub it with a cloth dipped in a solution of one tablespoon vinegar to one quart of water. Rub softly with the grain until the surface is completely dry.
- Soap and water are not advisable for wood surfaces. Water can penetrate the finish and raise the grain on wood, causing damage.
- Remember to change dusting cloths frequently as dirty cloths may scratch your furniture's surface.

The Enemies of Wood:

- Moisture is wood's worst enemy. Liquid spills should be gently wiped up immediately. Coasters should be used under all beverages.
- Do not allow rubber or vinyl materials to lie on the furniture. Chemicals in rubber may leave a stain. Put a strip of felt or leather under accessories that have rubber or vinyl.
- Heat creates a chemical change in the furniture's finish, which result in a white spot. Use protective pads under hot dishes, appliances, etc.
- Sunlight's ultraviolet rays can damage the finish of furniture. Do not place furniture directly against a heater or radiator and do not place in the path of hot streams of air from central heating. This will cause extreme localized drying of the wood.

Marble Top Maintenance:

The surface of the marble on your table has been polished and sealed to create a generally non-porous surface. The stone has many natural characteristics including veining, hairline cracks, and color variations, which make up the stone's beauty.

To maintain the beauty of your marble:

- Protect surfaces from scratching, staining and etching by:
 - Keeping them free of debris or sharp objects.
 - Wiping up spills immediately
 - Avoiding contact with chemicals (particularly acid-based materials)
- Clean with PH neutral products or those especially formulated for use on stone.
- It is not recommended to use a water-based solvent for dark marble as it will remove the polish from the surface.

Caring for the Fabric on Upholstered Furniture:

- Frequent vacuuming of the entire upholstered area will prevent dust from settling into the fibers.
- Professional cleaning is always recommended for all upholstered pieces.
- Do not use cleaning products containing brightening agents.

VERY IMPORTANT!!

NEVER
USE GLASS CLEANERS
ON FINISHED SURFACES.
AMMONIA WILL
CHEMICALLY ATTACK
THE FINISH.

DO NOT
WRITE
DIRECTLY
ON
SURFACE

**PREVENT
MARKING**

DO NOT
PLACE
DIRECTLY
IN
SUNLIGHT

**PREVENT
FADING**

DO NOT
USE
PLACEMATS
WITH
RUBBER
BASES

**PREVENT
DISCOLORING**

NEVER
ALLOW LIQUIDS OF ANY
KIND TO LINGER ON
SURFACES. ABSORPTION
CAUSES THE WOOD TO
WARP AND THE FINISH
TO DE-LAMINATE.

DO NOT USE
COMMERCIAL
POLISHES
AND WAXES

**PREVENT
YELLOWING**

DO NOT
PLACE HOT
POTS, ETC
ON
SURFACE

**PREVENT
DAMAGE TO
FINISH!**

REGULATE
THE
HUMIDITY
CONDITIONS
AT YOUR
HOME

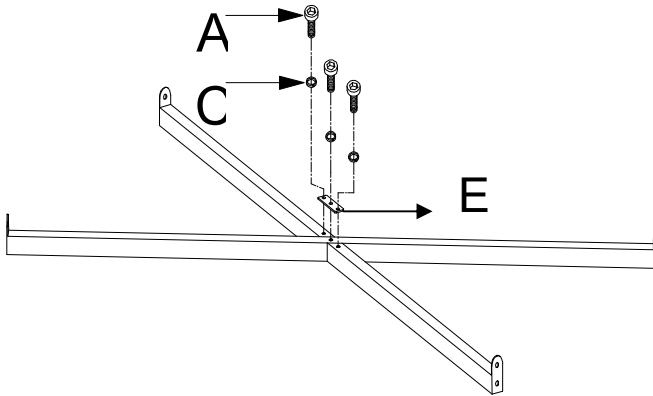
**PREVENT
SPLITTING**

NV100CB/CT

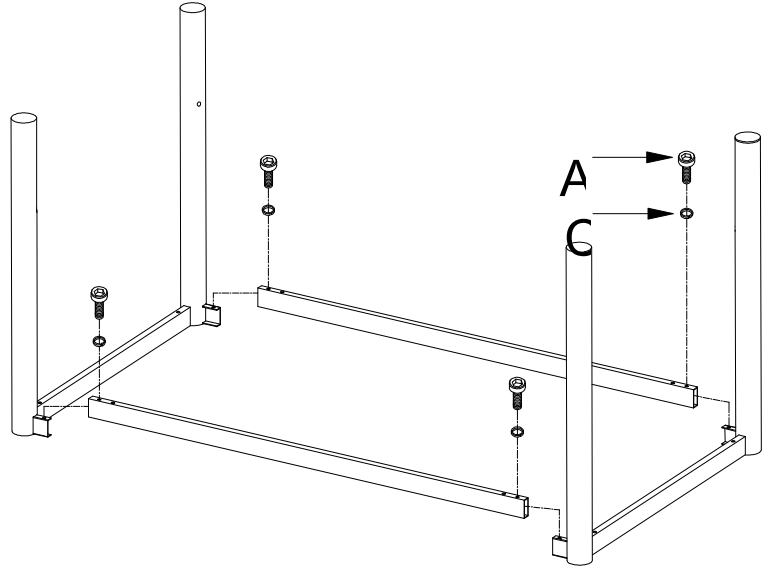
Assembly Instructions

*Do not fully tighten screws & bolts until the entire unit is completely assembled.

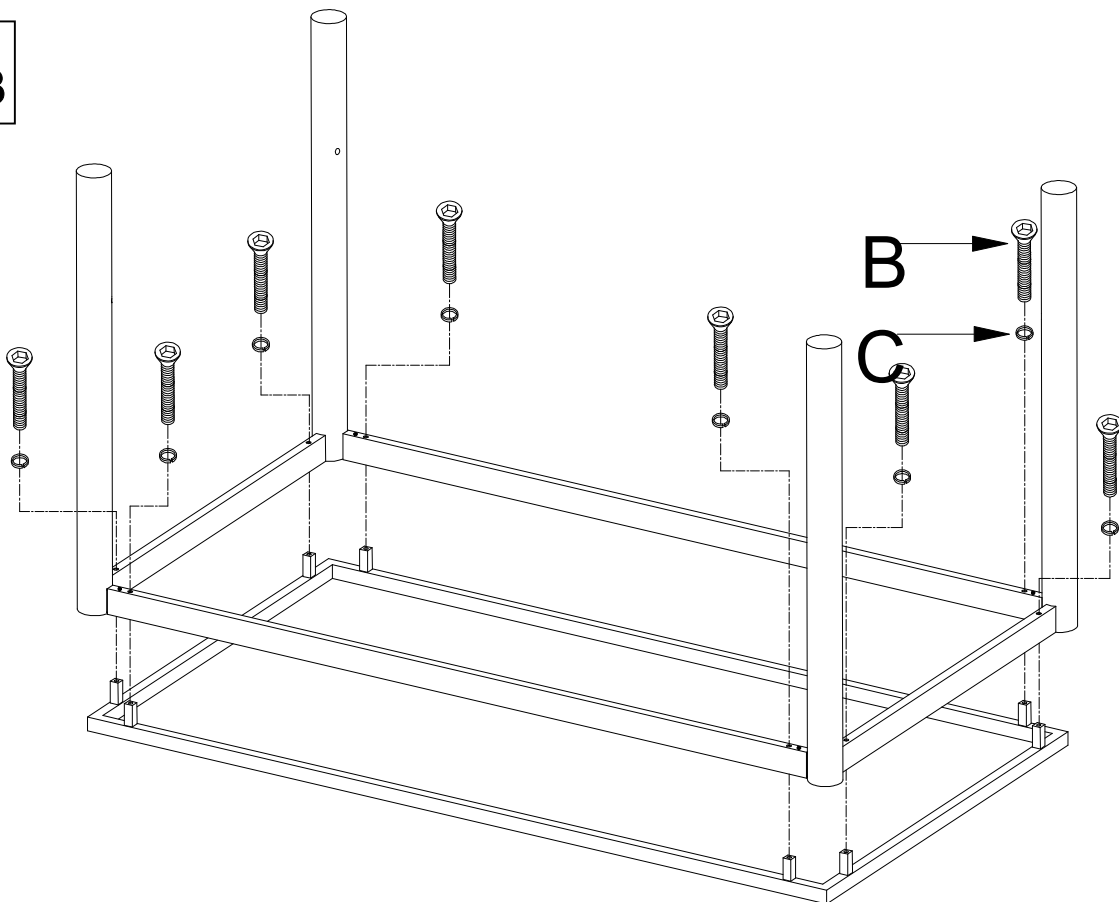
Step1



Step2



Step3

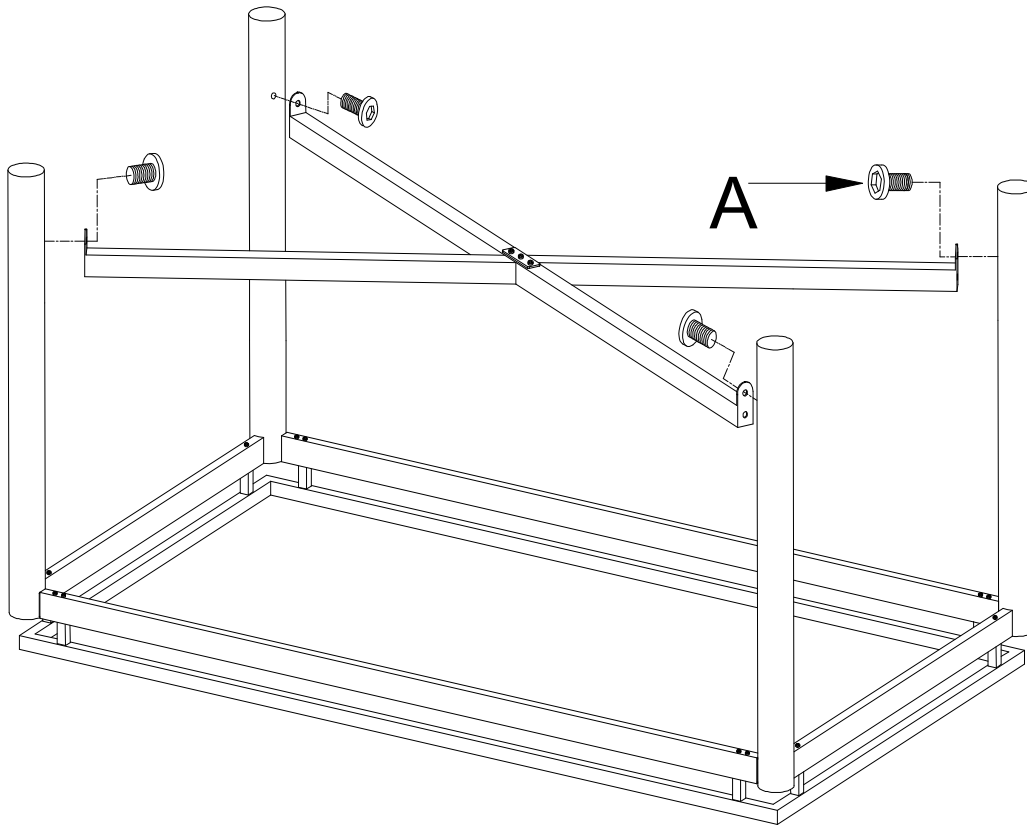


NV100CB/CT

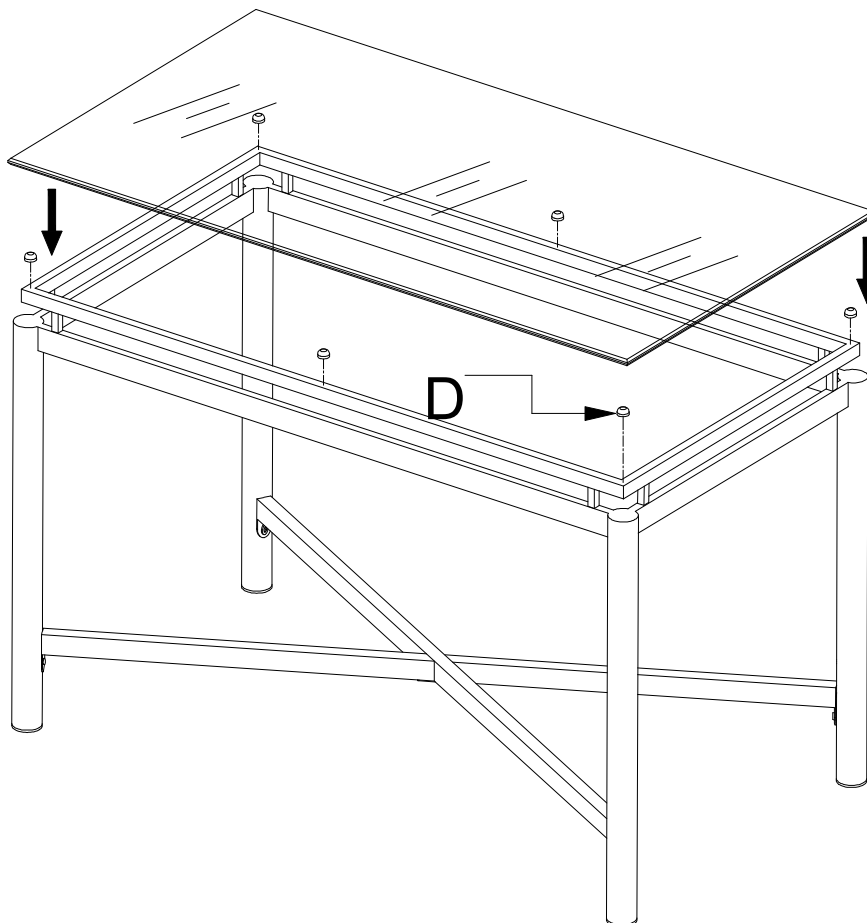
Assembly Instructions

*Do not fully tighten screws & bolts until the entire unit is completely assembled.

Step4



Step5

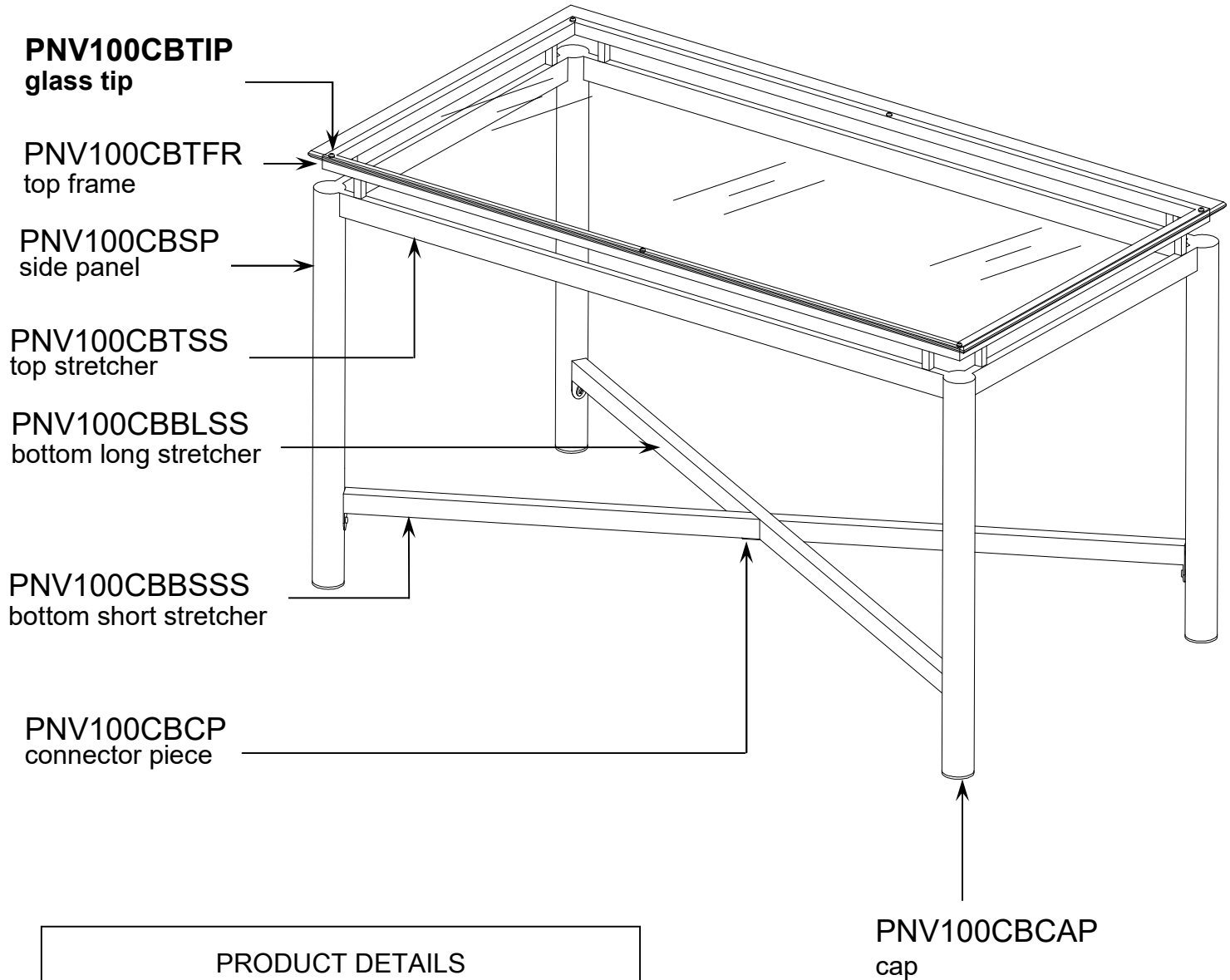


Hardware Pack#: PNV100CBH

A		11PCS	1/4" X 1/2"
B		8PCS	1/4" X 3"
C		15PCS	1/4" X 1.5mm
D		6PCS	10mm X 1mm
E		1PC	80mm X 20mm
F		1PC	4mm

PARTS FOR NV100CB/CT

Complete Hardware#: PNV100CBH



PRODUCT DETAILS	
TOP	12MM TEMPERED CLEAR GLASS
BASE	IRON
COLOR OF METAL	CHROME
PRODUCT SIZE	48"X26"X20"
CARTON SIZE	GLASS 52"x29.5"x2.25"
	BASE 52.50"X26"X4.75"
NET WEIGHT	GLASS 53.90LBS / BASE 20.24LBS
GROSS WEIGHT	GLASS 57.64LBS / BASE 25.52LBS
CU.FT.	GLASS 2.00' / BASE 3.75'

MADE IN TAIWAN



ITEM#: NV100EB/ET
NOVA End Table Base / Glass Top
24"X24"X24"

Your furniture purchase is an investment. Here are a few tips to maximize the lifetime of your furniture with a minimal amount of effort. Properly caring for your furniture can help ensure that it looks great year after year.

Wood Furniture Maintenance:

- Always dust, wipe, and clean with the grain of the wood.
- Dust with a soft cloth. Dust will scratch the furniture surface if not removed properly.
- If a polished surface becomes foggy, rub it with a cloth dipped in a solution of one tablespoon vinegar to one quart of water. Rub softly with the grain until the surface is completely dry.
- Soap and water are not advisable for wood surfaces. Water can penetrate the finish and raise the grain on wood, causing damage.
- Remember to change dusting cloths frequently as dirty cloths may scratch your furniture's surface.

The Enemies of Wood:

- Moisture is wood's worst enemy. Liquid spills should be gently wiped up immediately. Coasters should be used under all beverages.
- Do not allow rubber or vinyl materials to lie on the furniture. Chemicals in rubber may leave a stain. Put a strip of felt or leather under accessories that have rubber or vinyl.
- Heat creates a chemical change in the furniture's finish, which result in a white spot. Use protective pads under hot dishes, appliances, etc.
- Sunlight's ultraviolet rays can damage the finish of furniture. Do not place furniture directly against a heater or radiator and do not place in the path of hot streams of air from central heating. This will cause extreme localized drying of the wood.

Marble Top Maintenance:

The surface of the marble on your table has been polished and sealed to create a generally non-porous surface. The stone has many natural characteristics including veining, hairline cracks, and color variations, which make up the stone's beauty.

To maintain the beauty of your marble:

- Protect surfaces from scratching, staining and etching by:
 - Keeping them free of debris or sharp objects.
 - Wiping up spills immediately
 - Avoiding contact with chemicals (particularly acid-based materials)
- Clean with PH neutral products or those especially formulated for use on stone.
- It is not recommended to use a water-based solvent for dark marble as it will remove the polish from the surface.

Caring for the Fabric on Upholstered Furniture:

- Frequent vacuuming of the entire upholstered area will prevent dust from settling into the fibers.
- Professional cleaning is always recommended for all upholstered pieces.
- Do not use cleaning products containing brightening agents.

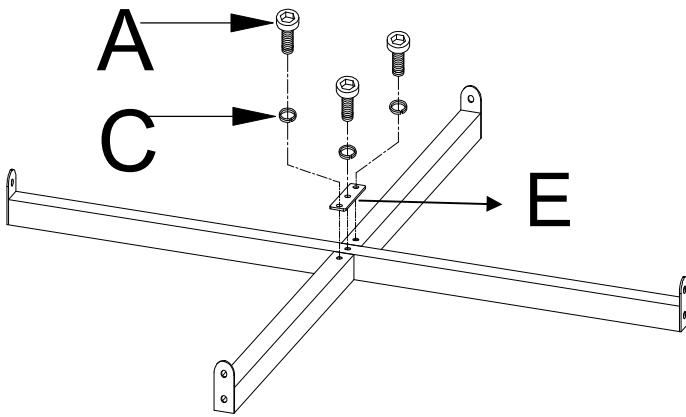
VERY IMPORTANT!!			
NEVER USE GLASS CLEANERS ON FINISHED SURFACES. AMMONIA WILL CHEMICALLY ATTACK THE FINISH.	DO NOT WRITE DIRECTLY ON SURFACE  PREVENT MARKING	DO NOT PLACE DIRECTLY IN SUNLIGHT  PREVENT FADING	DO NOT USE PLACEMATS WITH RUBBER BASES  PREVENT DISCOLORING
NEVER ALLOW LIQUIDS OF ANY KIND TO LINGER ON SURFACES. ABSORPTION CAUSES THE WOOD TO WARP AND THE FINISH TO DE-LAMINATE.	DO NOT USE COMMERCIAL POLISHES AND WAXES  PREVENT YELLOWING	DO NOT PLACE HOT POTS, ETC ON SURFACE  PREVENT DAMAGE TO FINISH!	REGULATE THE HUMIDITY CONDITIONS AT YOUR HOME  PREVENT SPLITTING

NV100EB/ET

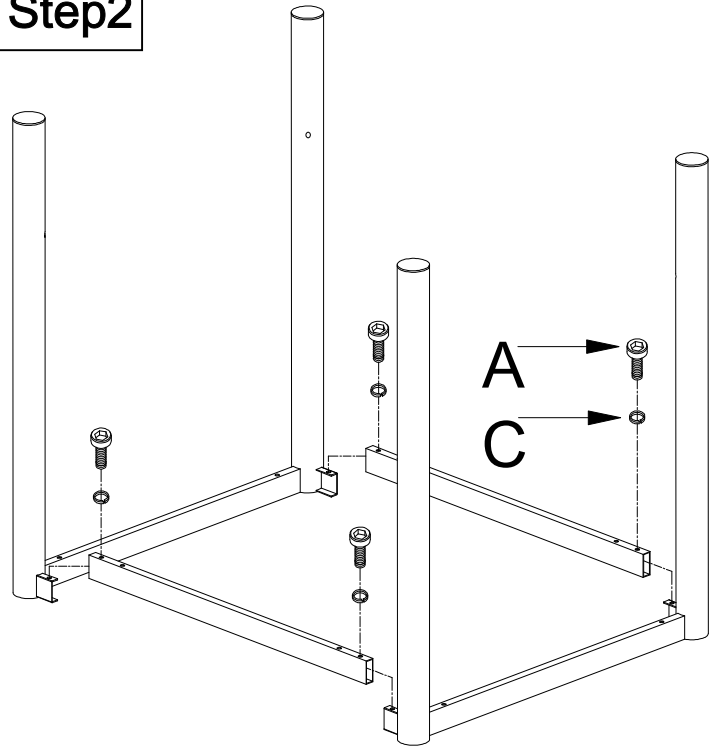
Assembly Instructions

*Do not fully tighten screws & bolts until the entire unit is completely assembled.

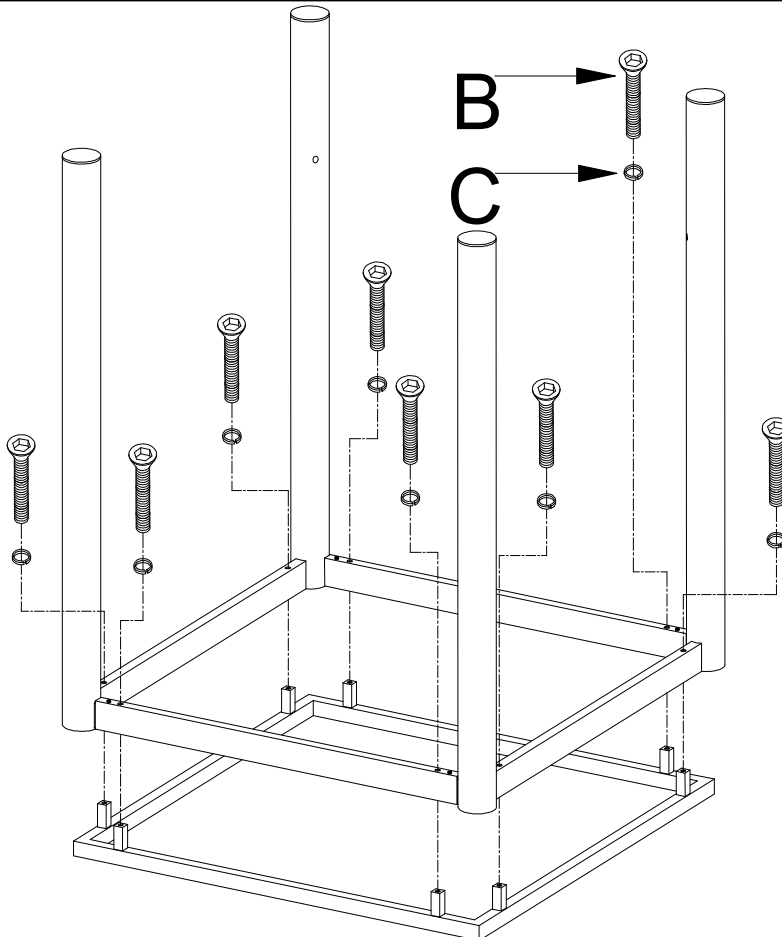
Step1



Step2



Step3

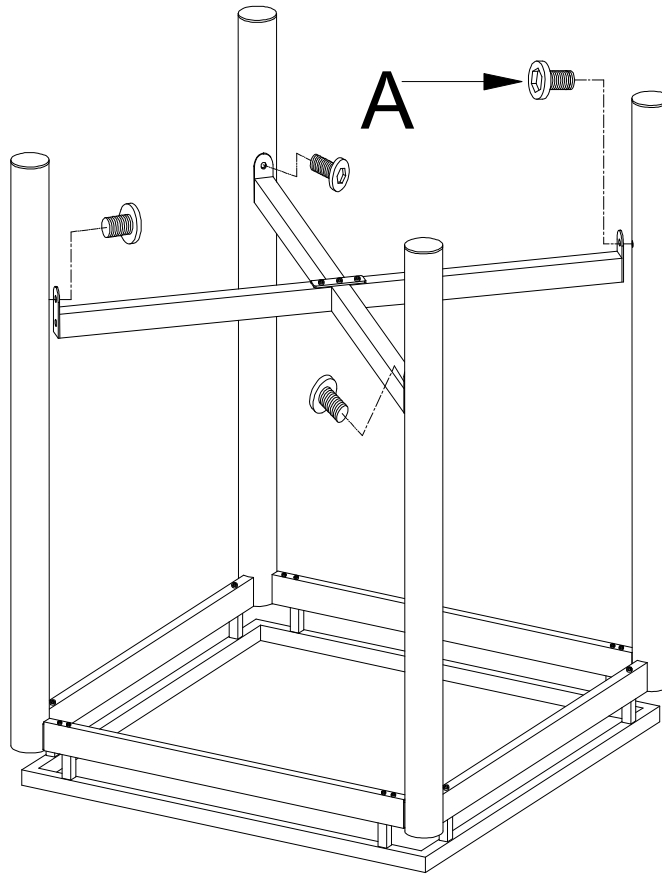


NV100EB/ET

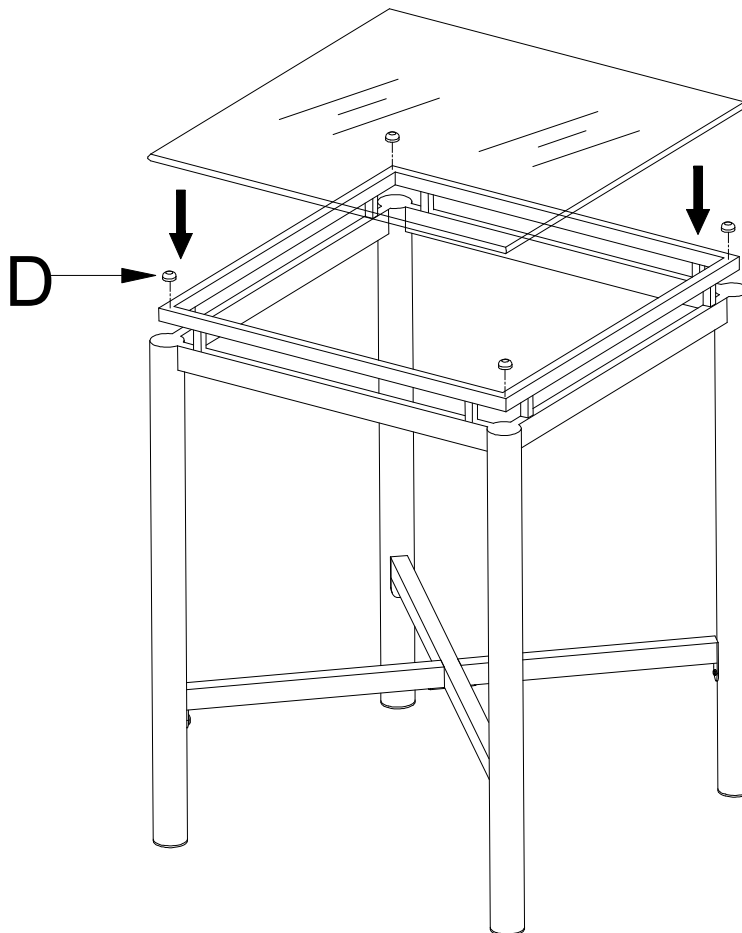
Assembly Instructions

*Do not fully tighten screws & bolts until the entire unit is completely assembled.

Step4



Step5

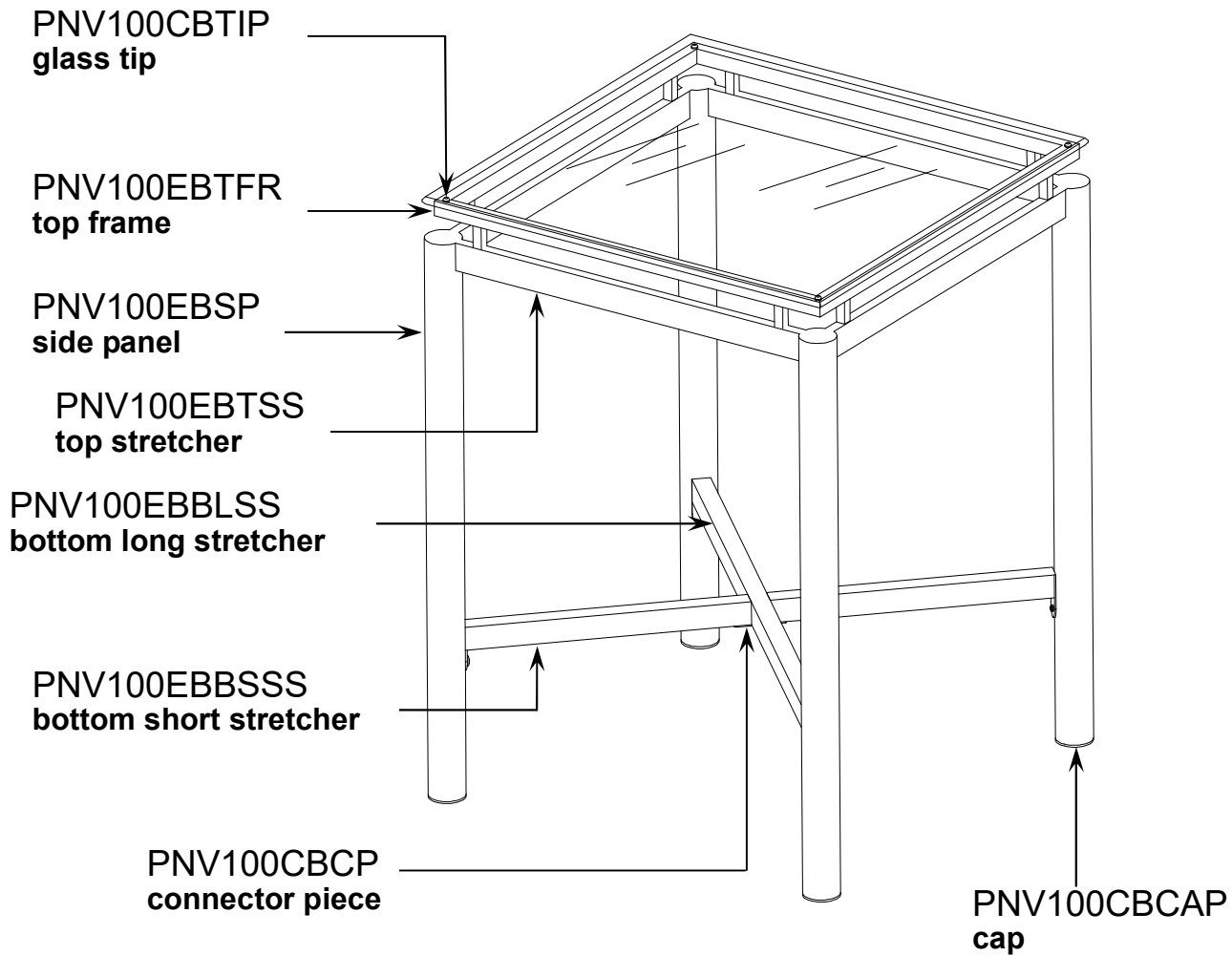


Hardware Pack #: PNV100EBH

A		11PCS	1/4" X 1/2"
B		8PCS	1/4" X 3"
C		15PCS	1/4" X 1.5mm
D		4PCS	10mm X 1mm
E		1PC	80mm X 20mm
F		1PC	4mm

PARTS FOR NV100EB/ET

Complete Hardware #: PNV100EBH



PRODUCT DETAILS	
TOP	12mm TEMPERED CLEAR GLASS
BASE	IRON METAL
COLOR OF METAL	CHROME
PRODUCT SIZE	24"X24"X24"
CARTON SIZE	GLASS 27-1/2"x26-3/4"x2" BASE 31.50"X25.13"X5"
NET WEIGHT	GLASS 24.00LBS / BASE 15.80LBS
GROSS WEIGHT	GLASS 26.80LBS / BASE 19.80LBS
CU.FT.	GLASS 0.85' / BASE 2.30'

MADE IN TAIWAN



ITEM#: NV100SB/ST
NOVA Sofa Table Base / Glass Top
48"X18"X30"

Your furniture purchase is an investment. Here are a few tips to maximize the lifetime of your furniture with a minimal amount of effort. Properly caring for your furniture can help ensure that it looks great year after year.

Wood Furniture Maintenance:

- Always dust, wipe, and clean with the grain of the wood.
- Dust with a soft cloth. Dust will scratch the furniture surface if not removed properly.
- If a polished surface becomes foggy, rub it with a cloth dipped in a solution of one tablespoon vinegar to one quart of water. Rub softly with the grain until the surface is completely dry.
- Soap and water are not advisable for wood surfaces. Water can penetrate the finish and raise the grain on wood, causing damage.
- Remember to change dusting cloths frequently as dirty cloths may scratch your furniture's surface.

The Enemies of Wood:

- Moisture is wood's worst enemy. Liquid spills should be gently wiped up immediately. Coasters should be used under all beverages.
- Do not allow rubber or vinyl materials to lie on the furniture. Chemicals in rubber may leave a stain. Put a strip of felt or leather under accessories that have rubber or vinyl.
- Heat creates a chemical change in the furniture's finish, which result in a white spot. Use protective pads under hot dishes, appliances, etc.
- Sunlight's ultraviolet rays can damage the finish of furniture. Do not place furniture directly against a heater or radiator and do not place in the path of hot streams of air from central heating. This will cause extreme localized drying of the wood.

Marble Top Maintenance:

The surface of the marble on your table has been polished and sealed to create a generally non-porous surface. The stone has many natural characteristics including veining, hairline cracks, and color variations, which make up the stone's beauty.

To maintain the beauty of your marble:

- Protect surfaces from scratching, staining and etching by:
 - Keeping them free of debris or sharp objects.
 - Wiping up spills immediately
 - Avoiding contact with chemicals (particularly acid-based materials)
- Clean with PH neutral products or those especially formulated for use on stone.
- It is not recommended to use a water-based solvent for dark marble as it will remove the polish from the surface.

Caring for the Fabric on Upholstered Furniture:

- Frequent vacuuming of the entire upholstered area will prevent dust from settling into the fibers.
- Professional cleaning is always recommended for all upholstered pieces.
- Do not use cleaning products containing brightening agents.

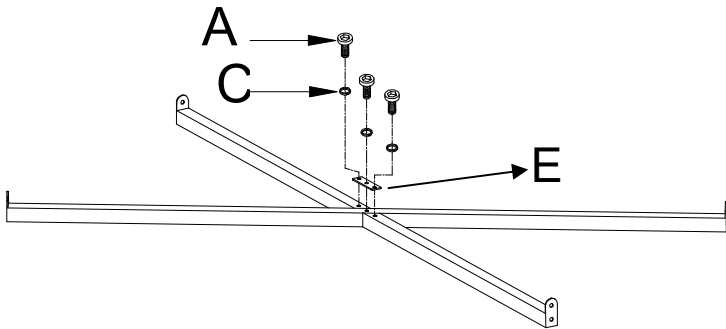
VERY IMPORTANT!!			
NEVER USE GLASS CLEANERS ON FINISHED SURFACES. AMMONIA WILL CHEMICALLY ATTACK THE FINISH.	DO NOT WRITE DIRECTLY ON SURFACE  PREVENT MARKING	DO NOT PLACE DIRECTLY IN SUNLIGHT  PREVENT FADING	DO NOT USE PLACEMATS WITH RUBBER BASES  PREVENT DISCOLORING
NEVER ALLOW LIQUIDS OF ANY KIND TO LINGER ON SURFACES. ABSORPTION CAUSES THE WOOD TO WARP AND THE FINISH TO DE-LAMINATE.	DO NOT USE COMMERCIAL POLISHES AND WAXES  PREVENT YELLOWING	DO NOT PLACE HOT POTS, ETC ON SURFACE  PREVENT DAMAGE TO FINISH!	REGULATE THE HUMIDITY CONDITIONS AT YOUR HOME  PREVENT SPLITTING

NV100SB/ST

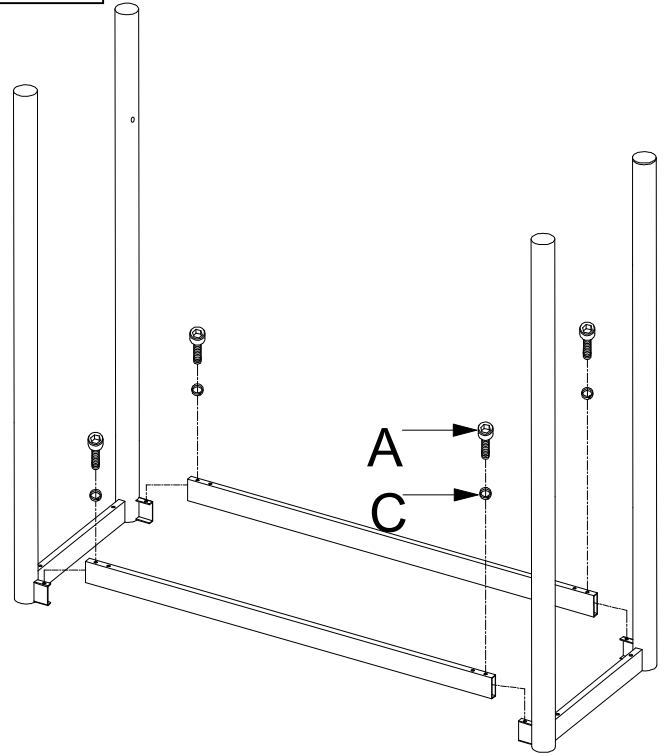
Assembly Instructions

*Do not fully tighten screws & bolts until the entire unit is completely assembled.

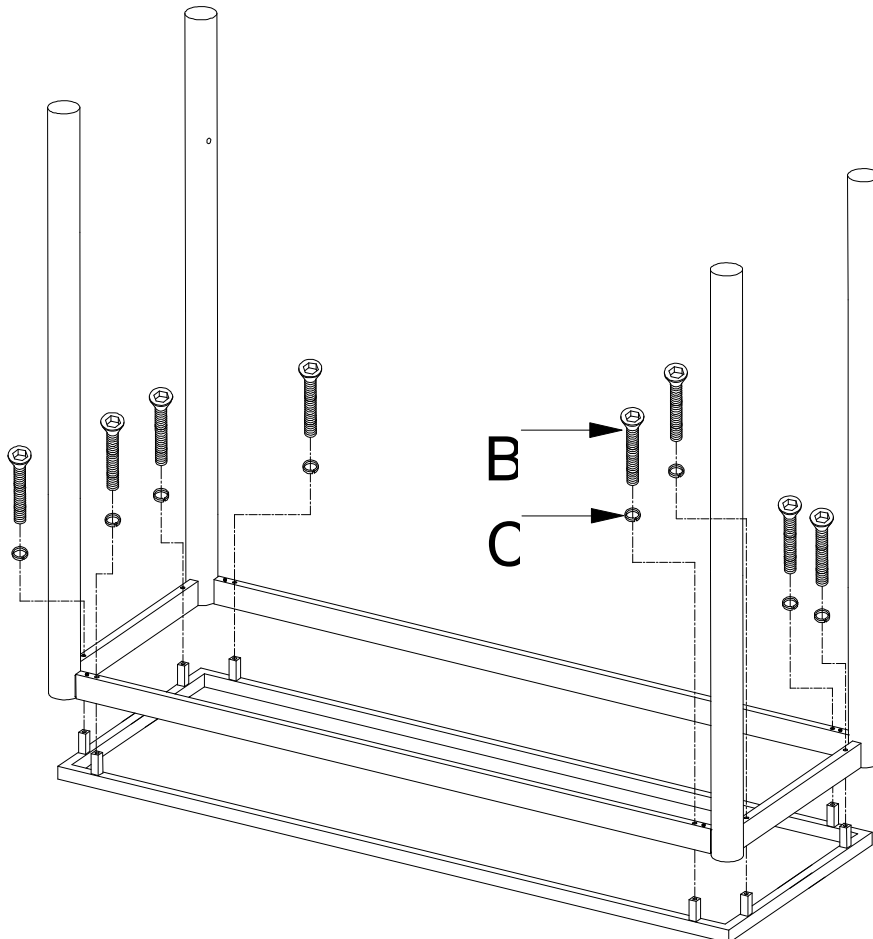
Step1



Step2



Step3

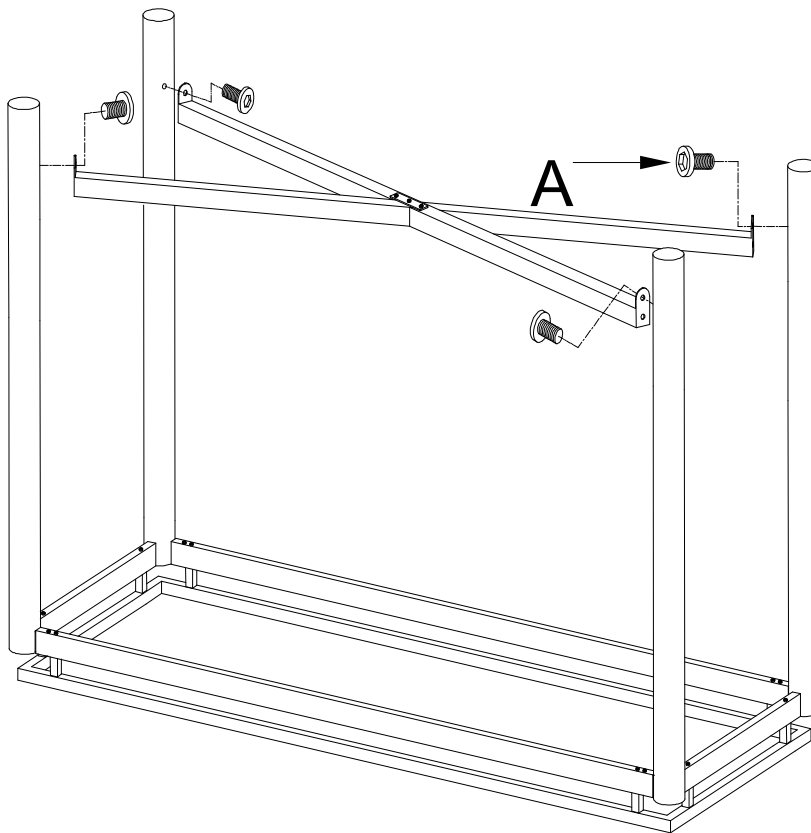


NV100SB/ST

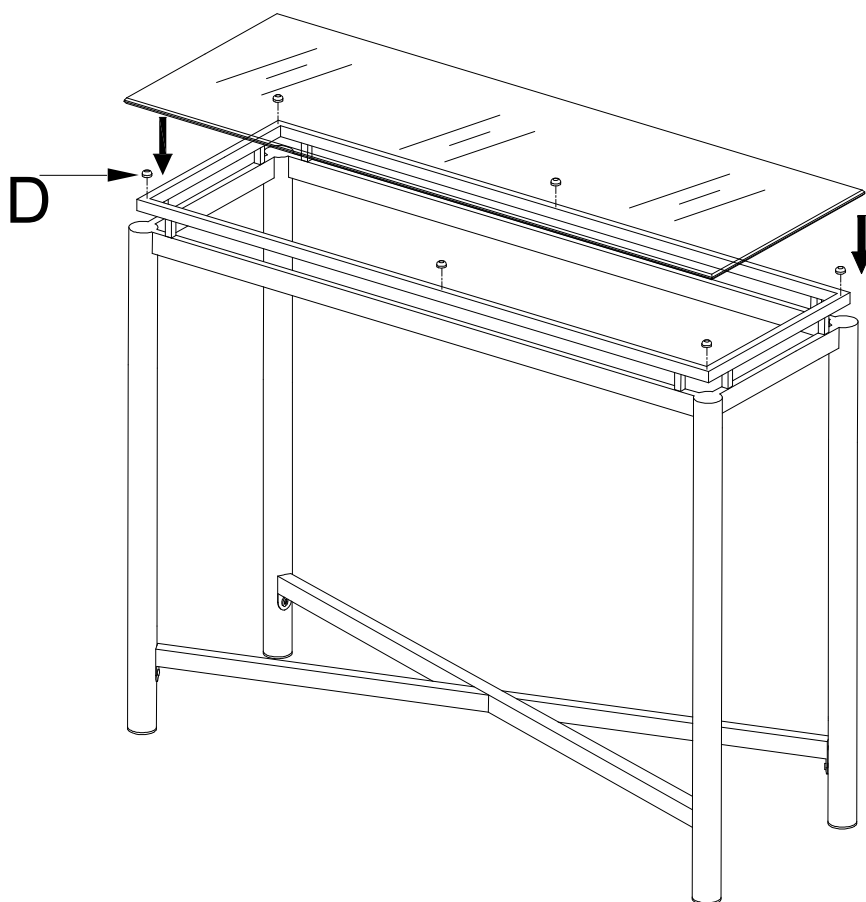
Assembly Instructions

*Do not fully tighten screws & bolts until the entire unit is completely assembled.

Step4



Step5

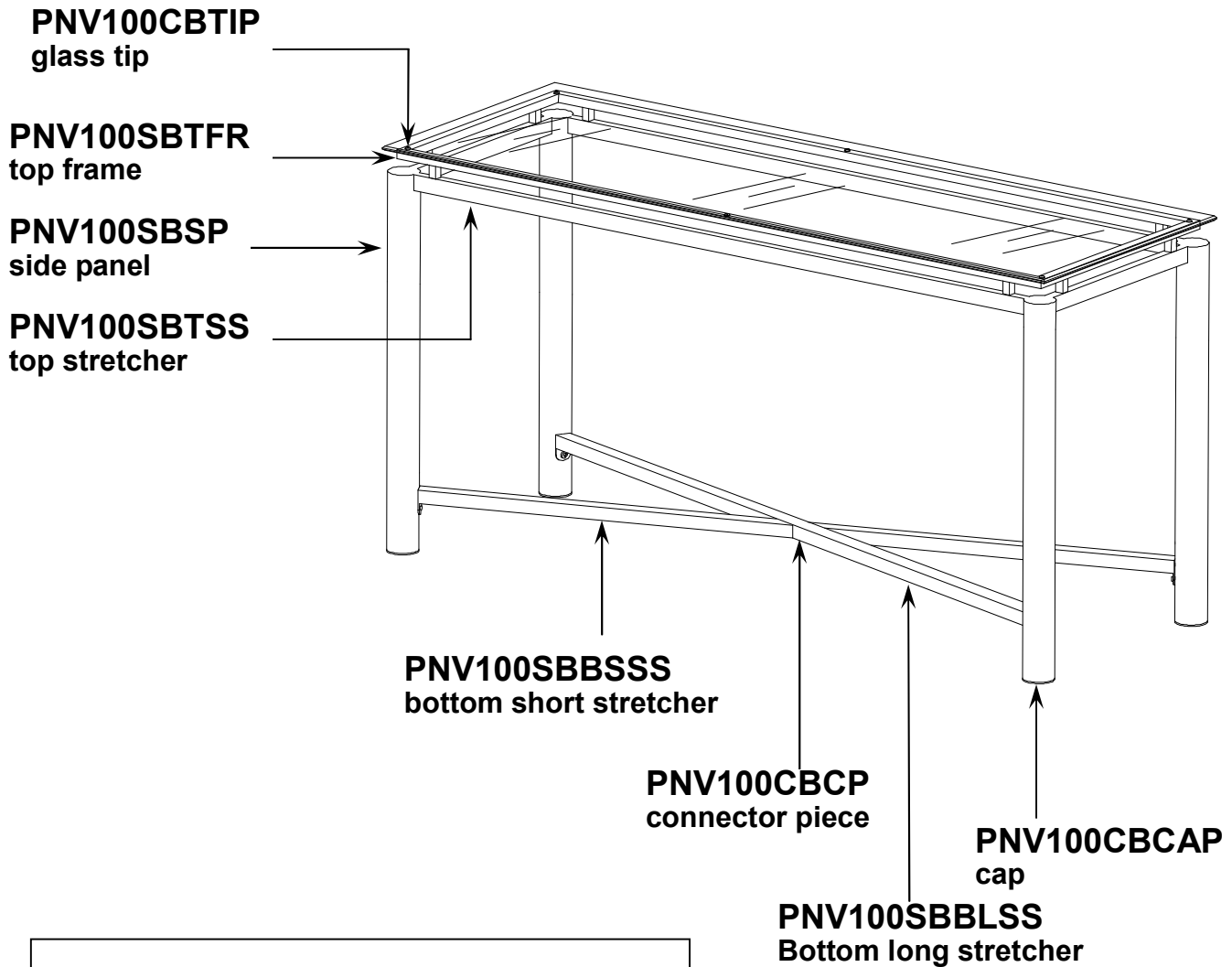


Hardware Pack#: PNV100CBH

A		11PCS	1/4" X 1/2"
B		8PCS	1/4" X 3"
C		15PCS	1/4" X 1.5mm
D		6PCS	10mm X 1mm
E		1PC	80mm X 20mm
F		1PC	4mm

PARTS FOR NV100SB/ST

Complete Hardware #: PNV100CBH



PRODUCT DETAILS	
TOP	12mm TEMPERED CLEAR GLASS
BASE	IRON METAL
COLOR OF METAL	CHROME
PRODUCT SIZE	48"X18"X30"
CARTON SIZE	GLASS 51.75"x21"x2"
	BASE 48.75"X21"X5"
NET WEIGHT	GLASS 36.10LBS / BASE 20.70LBS
GROSS WEIGHT	GLASS 38.70LBS / BASE 25.50LBS
CU.FT.	GLASS 1.26' / BASE 3'

MADE IN TAIWAN