


ASSEMBLY INSTRUCTIONS
COASTER FINE FURNITURE



Fine Furniture for every stage of life

704147
END TABLE

REVISION 0 : 01/03/2025

ITEM:704147



ASSEMBLY INSTRUCTIONS

ASSEMBLY TIPS:

1. Remove hardware from box and sort by size.
2. Please check to see that all hardware and parts are present prior to start of assembly.
3. Please follow attached instructions in the same sequence as numbered to assure fast & easy assembly.



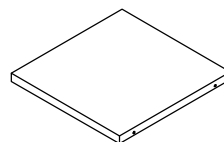
WARNING!

1. Don't attempt to repair or modify parts that are broken or defective. Please contact the store immediately.
2. This product is for home use only and not intended for commercial establishments.

ASSEMBLY TIME 20 MINUTES

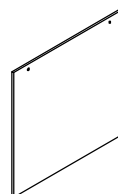
PARTS IDENTIFICATION

A TOP PANEL




1PC

B SIDE GLASS



2PCS

C PLASTIC BAR



2PCS

Z

HARDWARE IDENTIFICATION

1 DECORATIVE METAL COVERS
(ϕ 35mm) 4PCS



4 BOLT
(1/4" x 47mm SR) 4PCS



2 PLASTIC WASHER
(ϕ 32mm) 8PCS



5 ALLEN WRENCH
(4mm) 1PC



3 FLAT WASHER
(ϕ 19mm) 4PCS



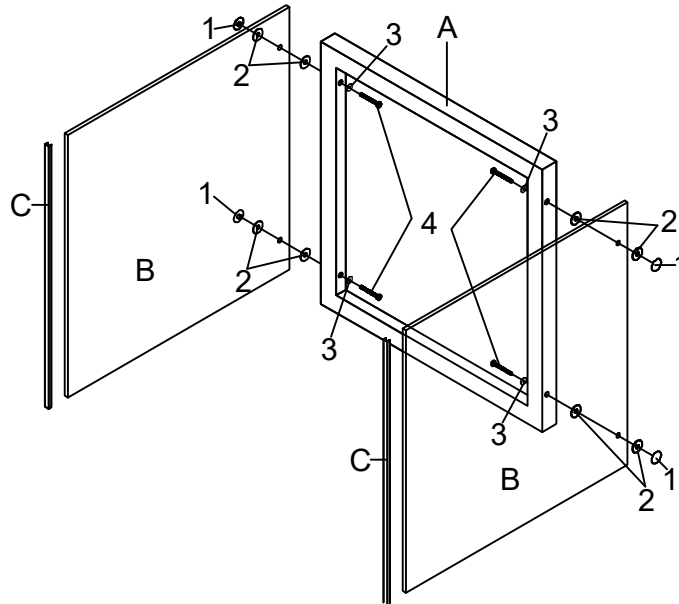
ITEM:704147



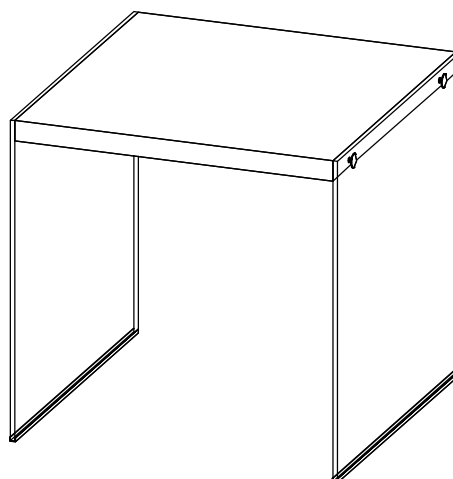
ASSEMBLY INSTRUCTIONS

STEP 1

Do not tighten until each step is completed or instructed.



STEP 2 COMPLETE



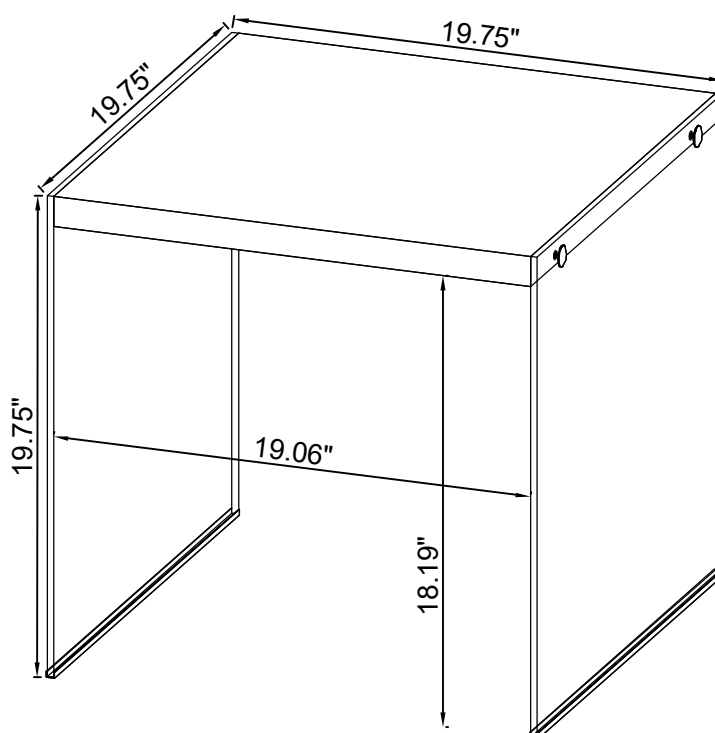
ITEM:704147

ASSEMBLY INSTRUCTIONS




Product Size : 502 X 502 X 502 H (MM)
--

Product Size : 19.75" X 19.75" X 19.75"
--



Note : Dimension tolerance $\pm 5\%$

ASSEMBLY INSTRUCTIONS
COASTER FINE FURNITURE



Fine Furniture for every stage of life

704148
COFFEE TABLE

REVISION 0 : 01/03/2025

ITEM:704148



ASSEMBLY INSTRUCTIONS

ASSEMBLY TIPS:

1. Remove hardware from box and sort by size.
2. Please check to see that all hardware and parts are present prior to start of assembly.
3. Please follow attached instructions in the same sequence as numbered to assure fast & easy assembly.



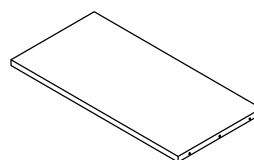
WARNING!

1. Don't attempt to repair or modify parts that are broken or defective. Please contact the store immediately.
2. This product is for home use only and not intended for commercial establishments.

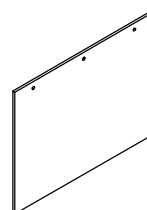
ASSEMBLY TIME 20 MINUTES

PARTS IDENTIFICATION

A TOP PANEL 1PC



B SIDE GLASS 2PCS



C PLASTIC BAR 2PCS



HARDWARE IDENTIFICATION

1 DECORATIVE METAL COVERS (ø35mm) 6PCS



4 BOLT (1/4" x 47mm SR) 6PCS



2 PLASTIC WASHER (ø32mm) 12PCS



5 ALLEN WRENCH (4mm) 1PC



3 FLAT WASHER (ø19mm) 6PCS



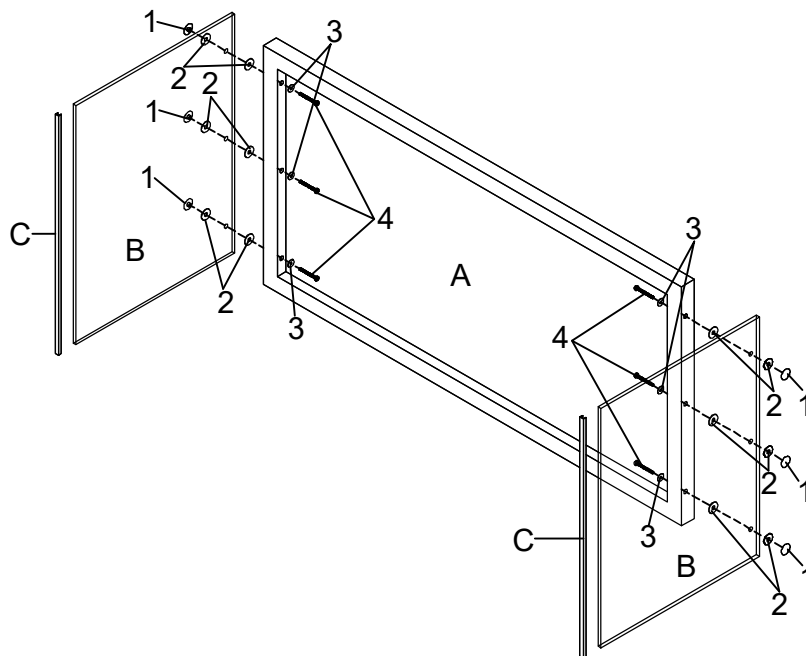
ITEM: 704148



ASSEMBLY INSTRUCTIONS

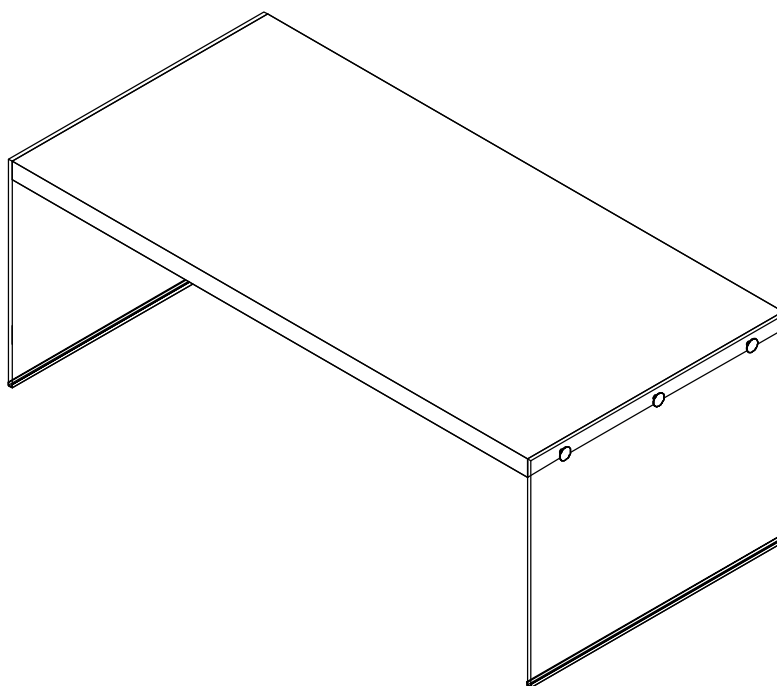
STEP 1

Do not tighten until each step is completed or instructed.



STEP 2

COMPLETE



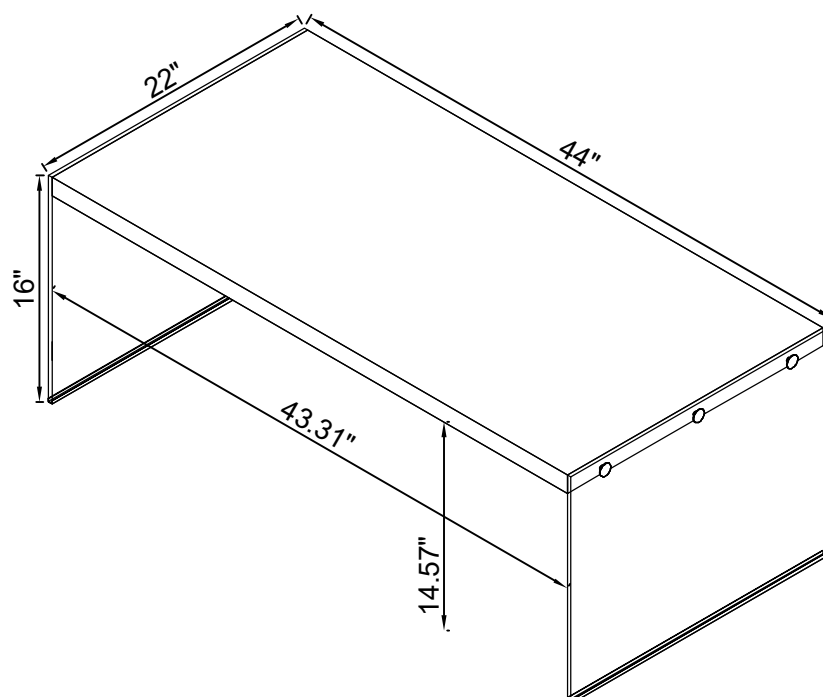
ITEM:704148

ASSEMBLY INSTRUCTIONS



Product Size : 1118 X 559 X 406 H (MM)

Product Size : 44" X 22" X 16"



Note : Dimension tolerance $\pm 5\%$