



















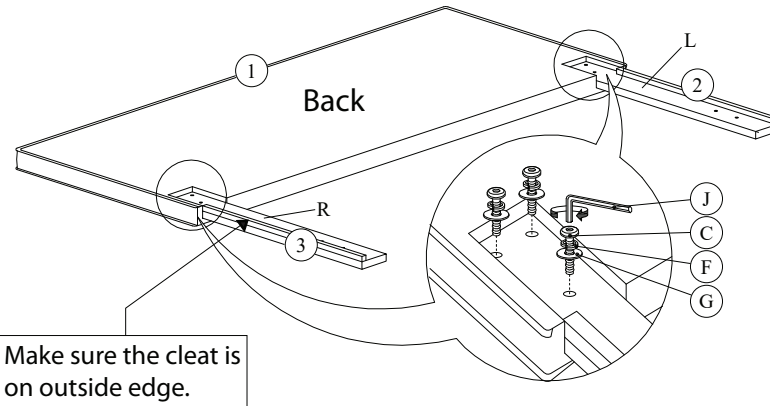


ASSEMBLY INSTRUCTION

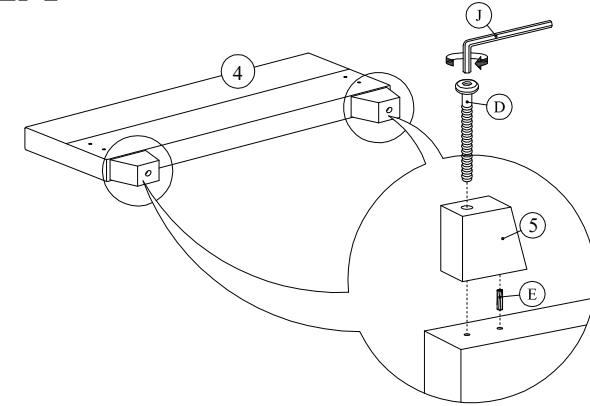
ITEM : 5271PU-K / 5271PU-CK

NO	PART LIST		QTY
1		HEADBOARD CUSHION	1PC
2		LEFT HEADBOARD LEG (WITH "L" LABEL)	1PC
3		RIGHT HEADBOARD LEG (WITH "R" LABEL)	1PC
4		FOOTBOARD CUSHION	1PC
5		FOOTBOARD LEGS	2PCS
6		SIDE RAIL	2PCS
7		SIDE RAIL	2PCS
8		SIDE RAIL SUPPORT LEG	2PCS
9		SLATS	4PCS
10		SUPPORT LEGS WITH ADJUSTABLE FEET	8PCS
NO	HARDWARE LIST		QTY
A		JCBB SCREW M8 X 20	8PCS
B		JCBC SCREW M6 X 25	8PCS
C		JCBC SCREW M6 X 35	14PCS
D		JCBC SCREW M6 X 70	2PCS
E		WOOD DOWEL	2PCS
F		SPRING WASHER	14PCS
G		FLAT WASHER	14PCS
H		SCREW M4 X 32mm	8PCS
I		L - KEY M5 X 65mm	1PC
J		L - KEY M4 X 100mm	1PC

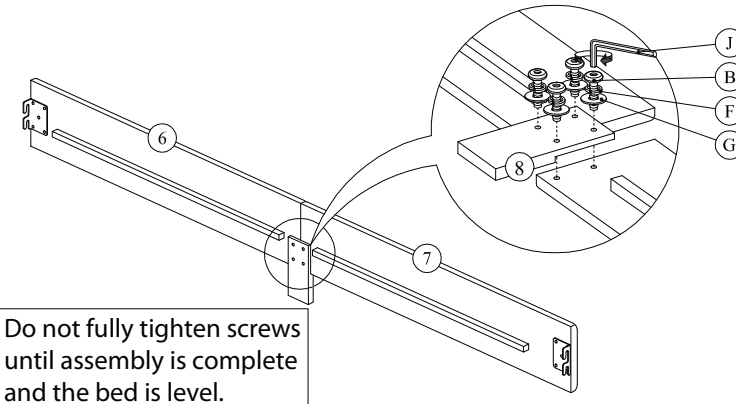
STEP 1



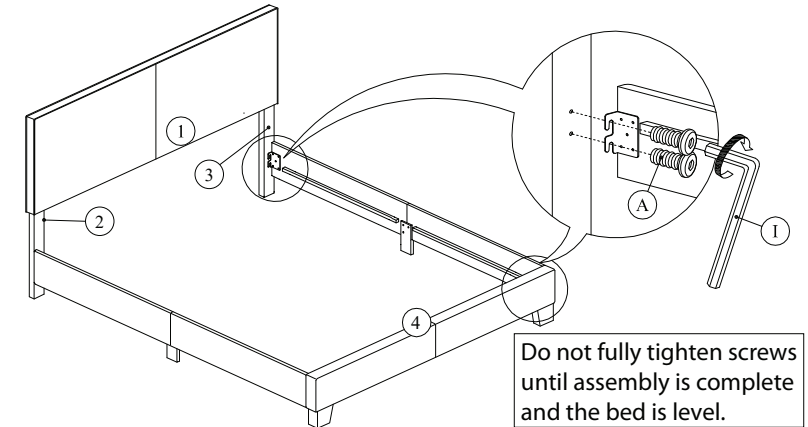
STEP 2



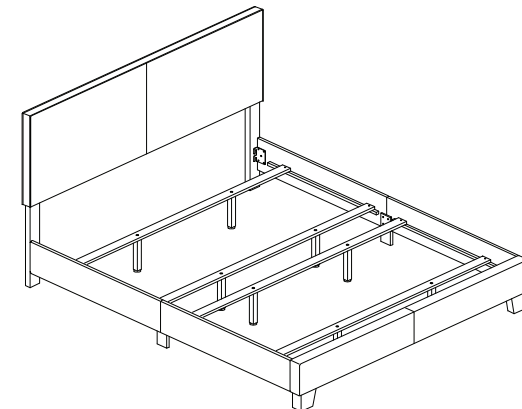
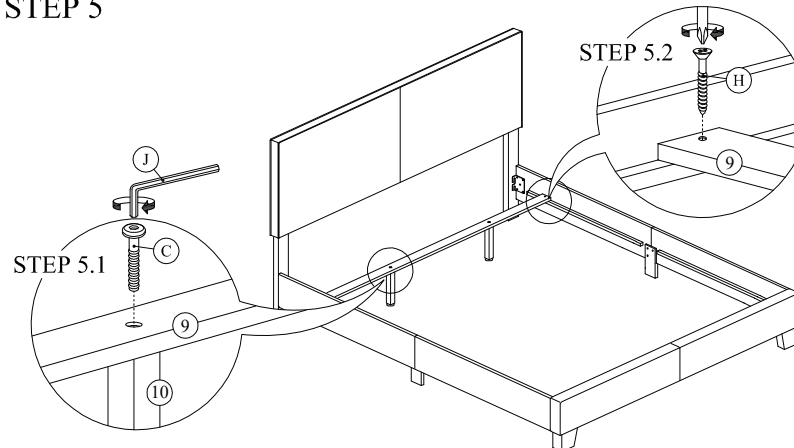
STEP 3



STEP 4



STEP 5



ASSEMBLY
COMPLETED