

ASSEMBLY INSTRUCTION **MADE IN CHINA**

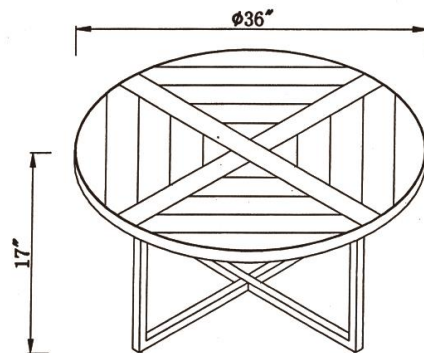
T650-00A

Thank you for purchasing this quality product. Be sure to check all packing materials carefully for small parts that may have come loose inside the carton during shipment.
Before you start assembly: Please read all instructions carefully before beginning the assembly process.

It is recommended that 2 people work together during assembly to prevent personal injury and to ensure that heavy or cumbersome parts are not damaged during the process.

CAUTION: For your safety, this product requires two people to lift.


Assembled Dimensions



10 MINUTES

APPROXIMATE ASSEMBLY TIME

2 PERSONS

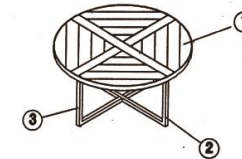


REQUIRED ASSEMBLY SPACE



ITEM NO.: T650-00A

PART LIST

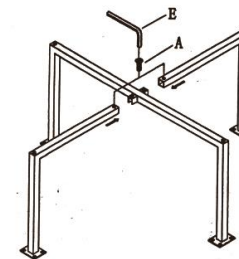


NO.		PART LIST	QTY
(1)		WOOD TABLE TOP	1
(2)		U SHAPE METAL LEG	1
(3)		L SHAPE METAL LEG	2

HARDWARE LIST

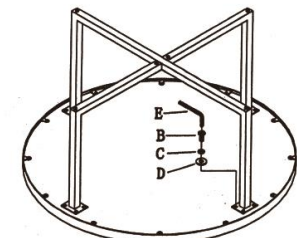
2x	16x	18x	18x	1x	1x
Ø1/4 X 3/4"	Ø1/4 X 3/4"	Ø1/4"	Ø1/4" *16	4MM	4MM *3"
A	B	C	D	E	F
COUNTER SINK HEX BOIT	FLAT HEAD HEX BOLT	SPRING WASHER	FLAT WASHER	ALLEN KEY	STRAIGHT HEXAGONAL (FOR POWER DRILL)

2x	1x
A	E



STEP 1

16x	16x	16x	1x
B	C	D	E



STEP 2

Note: please do not tighten firmly any screw before you put all of them in place.