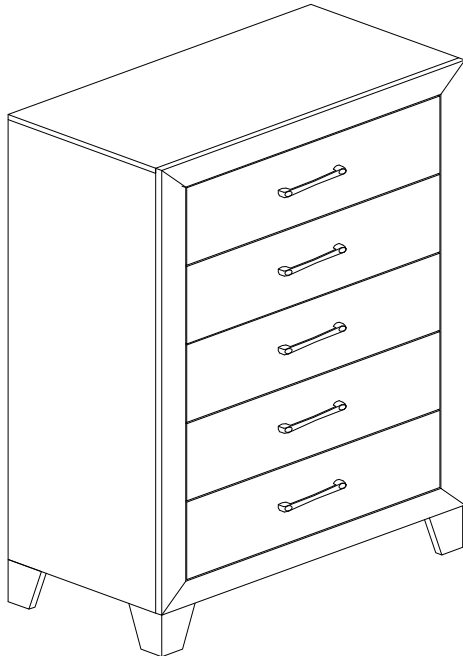




CHEST




B9310-4 Chest

Thank you for purchasing this quality product . Be sure to check all packing material carefully for small parts that may have come loose inside the carton during shipment.

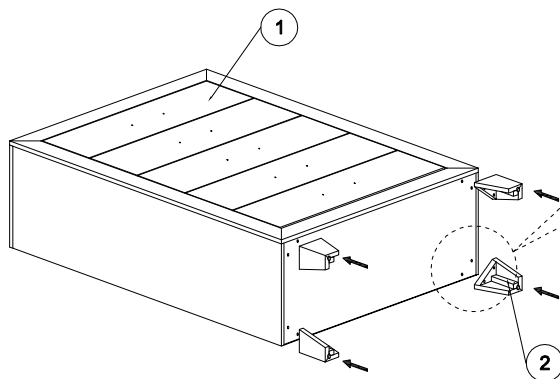
****Do not fully tighten screws until fully assembled****




Box of Chest		
NO	DESCRIPTION	QTY
1	 CHEST	1
2	 CASEGOODS LEG	4

Box of Chest - Hardware List			
A		JCBC BOLT M6 x 1.0 x 40 mm	8
B		ALLEN KEY - M4	1
C		ANTI-DUMPING HARDWARE KIT	1

COMPLETE ASSEMBLY



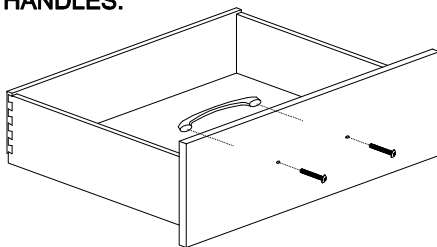
STEP 1



PLACE WOOD PARTS ON A
CLEAN NON-ABRASSIVE SURFACE

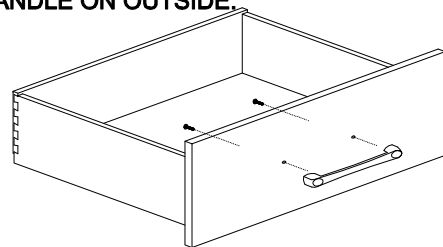
STEP 2

REMOVE HANDLES.



STEP 3

REFIX HANDLE ON OUTSIDE.



The Hardware is Located in the Packing Items.
The Anti Tipping Hardware is Located in the Chest 1st Drawer.

NOTE : Pictures for illustration purpose only.

MADE IN MALAYSIA