

Assembly Instructions

SOFA DINING SET - WITHOUT CORNER

DPY100DLFSF

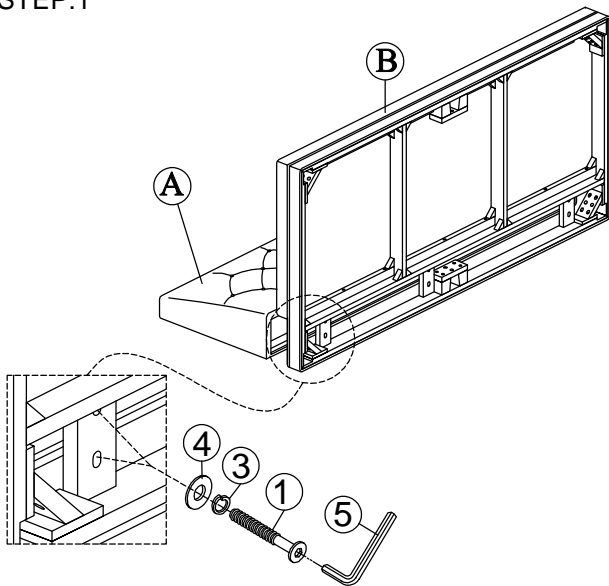
Caution: Please read instructions thoroughly before unpacking assembly parts. Sharp, exposed staple tips can cause injury, therefore, for your protection, please remove any exposed staples used in packing.

1. We recommend that you should assemble this product with the assistance of another person; this will make assembly easier, and will help to eliminate damage to the product or injury to persons during assembly.
2. Be sure to check all packing materials carefully for small parts that may have come loose inside the carton during shipment.
3. Please do not over tighten screws or bolts.
4. Please put all parts on a non-abrasive floor before assembly, and follow the assembly steps to assemble your newly purchased product correctly and efficiently.

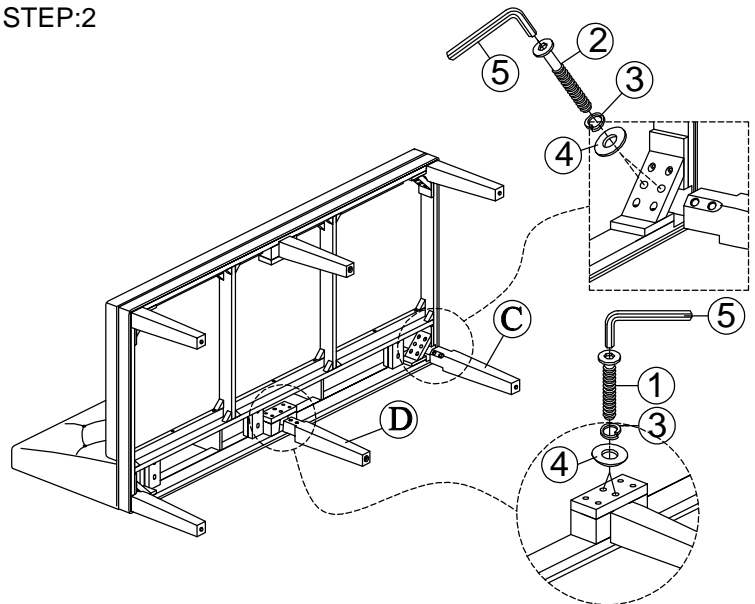
PART LIST FOR SOFA DINING SET - WITHOUT CORNER			
No.	PART DESC	CODE.	QTY
A	SOFA DINING SET - BACK FRAME WITH CUSHION		1
B	SOFA DINING SET - SEAT FRAME WITH CUSHION		1
C	SOFA DINING SET - FRONT/BACK LEGS	PDPY100DLFSFLEG	4
D	SOFA DINING SET - CENTER LEGS W/ LEVELER	PDPY100DLFSFSPL	2

HARDWARE LIST PACKED INSIDE BOX			
No.	HARDWARE DESC	CODE.	QTY
1	ALLEN BOLT (5/16" x 45mm)	PDPY100DLFSFHW	10
2	ALLEN BOLT (5/16" x 60mm)		8
3	SPRING WASHER (5/16")		18
4	FLAT WASHER (5/16")		18
5	ALLEN KEY M4		1

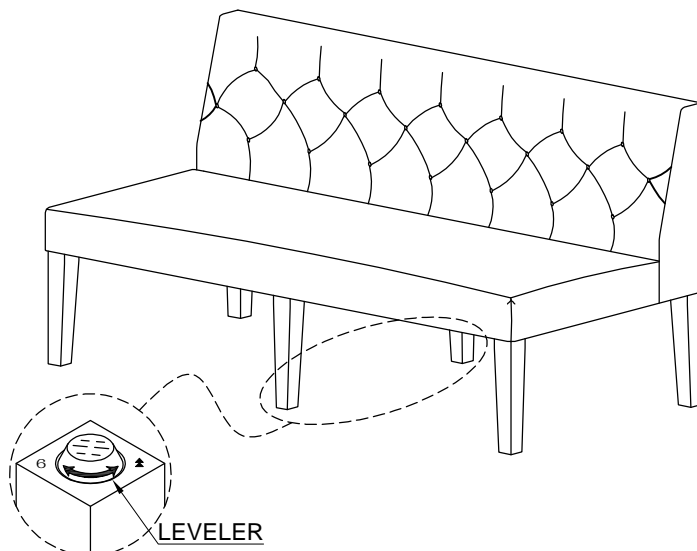
STEP:1



STEP:2



COMPLETED



Assembly Instructions






SOFA DINING SET - WITH CORNER

DPY100DLFSF

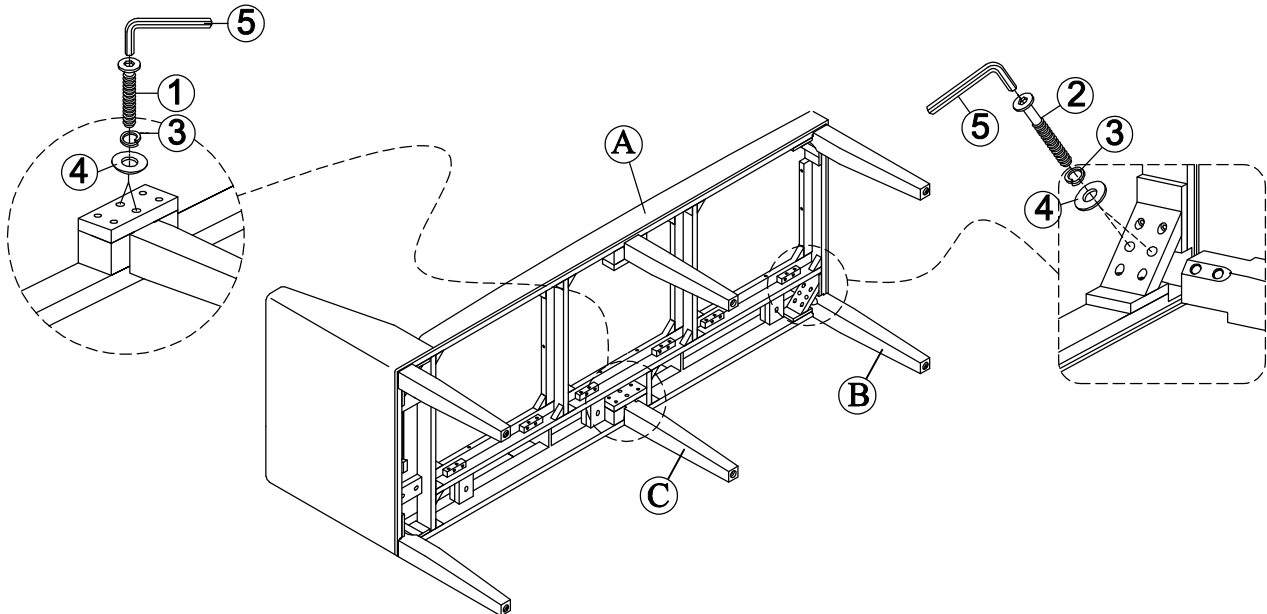
Caution: Please read instructions thoroughly before unpacking assembly parts. Sharp, exposed staple tips can cause injury, therefore, for your protection, please remove any exposed staples used in packing.

1. We recommend that you should assemble this product with the assistance of another person; this will make assembly easier, and will help to eliminate damage to the product or injury to persons during assembly.
2. Be sure to check all packing materials carefully for small parts that may have come loose inside the carton during shipment.
3. Please do not over tighten screws or bolts.
4. Please put all parts on a non-abrasive floor before assembly, and follow the assembly steps to assemble your newly purchased product correctly and efficiently.

PART LIST FOR SOFA DINING SET - WITH CORNER			
No.	PART DESC	CODE.	QTY
A	SOFA DINING SET - FRAME WITH CUSHION		1
B	SOFA DINING SET - FRONT/BACK LEGS	PDPY100DLFSFLEG	4
C	SOFA DINING SET - CENTER LEGS W/ LEVELER	PDPY100DLFSFSPL	2

HARDWARE LIST PACKED INSIDE BOX			
No.	HARDWARE DESC	CODE.	QTY
1	 ALLEN BOLT (5/16" x 45mm)	PDPY100DLFSFHW	4
2	 ALLEN BOLT (5/16" x 60mm)		8
3	 SPRING WASHER (5/16")		12
4	 FLAT WASHER (5/16")		12
5	 ALLEN KEY M4		1

STEP:1



COMPLETED

