

DW8210X



Product family	Dishwashers
Width	24"
Commercial height	82 cm
Installation	Partially-integrated built-in
N° baskets	3, Flexi
Engine	Inverter
EAN code	8017709354749



Programs



Number of programs	5	Normal	Yes
Washing temperatures	45, 50, 65, 70 °F	Rinse	Yes
Automatic	Yes	Pots & Pans	Yes
Express 60°	Si		

Options

Professional option	Intensive washing zone option
---------------------	-------------------------------

Baskets



Basket components finish	Gray	Lower basket	Fixed racks
Upper basket	Central fixed racks	Lower basket with anti-drip inserts	Yes
Upper basket height adjustment	On 3 levels	Colour Inner Components	Sage Leaf
Largest loadable dish in upper basket	25,0 inches	Cutlery basket	Yes

Technical Features



Width	23 9/16 "	Drying system	Natural condenser drying, with Dry Assist + automatic door opening system at the end of the cycle
Depth	22 7/16 "		
Height	32 3/16 "		
Program symbols	Writings in English	Tub material	Stainless steel
On/off indicator	Yes	Filter	Stainless steel
Rinse aid indicator	Light	Concealed heating element	Yes
End-of-cycle indicator	Light on display, with acoustic signal	Hinges	Self-balancing with variable hinges
Washing system	Orbital		
Third spray arm	Single	Min. and max plinth height	3.9" - 6.6"
Turbidity sensor Aquatest	Yes	Adjustable feet	2 3/4", from 32 1/4" to 35"
Flood protection system	Single Aquastop	Additional gaskets	Yes
Max water hardness	100°FH;58°dH	Back cover	Yes
		Depth of dishwasher with open door (mm)	1146
		Top cover	Metal sheet

Electrical Connection

Plug	(B) NEMA 5-15P	Frequency (Hz)	60 Hz
Connected power	1100 W	Connection type	Single-phase
Current	10 A	Power supply cable length	140 "
Voltage	110-120 V		

Compatible Accessories



KITPL60B

Toekick Kit in White colour with adjustable height and deepness. Can be installed over all the fully integrated and underbench models with variable fulcrum or flexifit hinges.



KITPL60X

Toekick Kit in Stainless Steel with adjustable height and deepness. Can be fitted over all the fully integrated and underbench models with variable fulcrum or flexifit hinges.



KITPL60N













Toekick Kit in Black colour with adjustable height and deepness. Can be installed over all the fully integrated and underbench models with variable fulcrum or flexifit hinges.



KITPLV2

Kit extension for dishwasher and washing machine: lenght mt. 2

Symbols glossary

	Acquastop: Some Smeg dishwashers are equipped with a simple Acquastop: float sensor in the bottom which is necessary to prevent an accidental leakage of water inside the appliance.		Aquatest measures the clarity of the water during an auto program, and automatically ensures the minimum consumption of water and energy.
	Anti-drip: Some models of dishwashers are equipped with special polymer nozzles anti-drip, that improve the process of drying.		COMM_HEIGHT_82_72dpi
	Inverter technology: The evolution of Smeg's driers towards more intelligent and environmentally sustainable models has led to the choice of using Inverter technology with heat pumps, which reduces significantly energy consumption.		Noise Level: Excellent insulation and special devices keep noise to a minimum.
	Orbital wash system distributes water evenly throughout the 60cm dishwasher cavity, directing water with precision to ensure an excellent wash.		Auto 45° - 65°: The auto programme regulates the length of a cycle depending on the need for a pre-wash and the number of rinses required.
	PRG_RINSE_72dpi		The symbols show the number of plate settings of the dishwasher.
	System WaterSave ensures the best washing results with minimal water consumption depending on the model of dishwasher.		...

Benefit (TT)

Orbital Wash System

Even water distribution, deep cleaning and low noise thanks to the dual rotating spray arms

Orbital washing system, which, thanks to its double arm, its 7 water exit points and thanks to overlapping and simultaneous rotations and 40 rotations per minute, allows ample coverage of the tank area, thus guaranteeing optimal results in any basket-loading configuration.