

ASSEMBLY INSTRUCTION

MADE IN VIETNAM

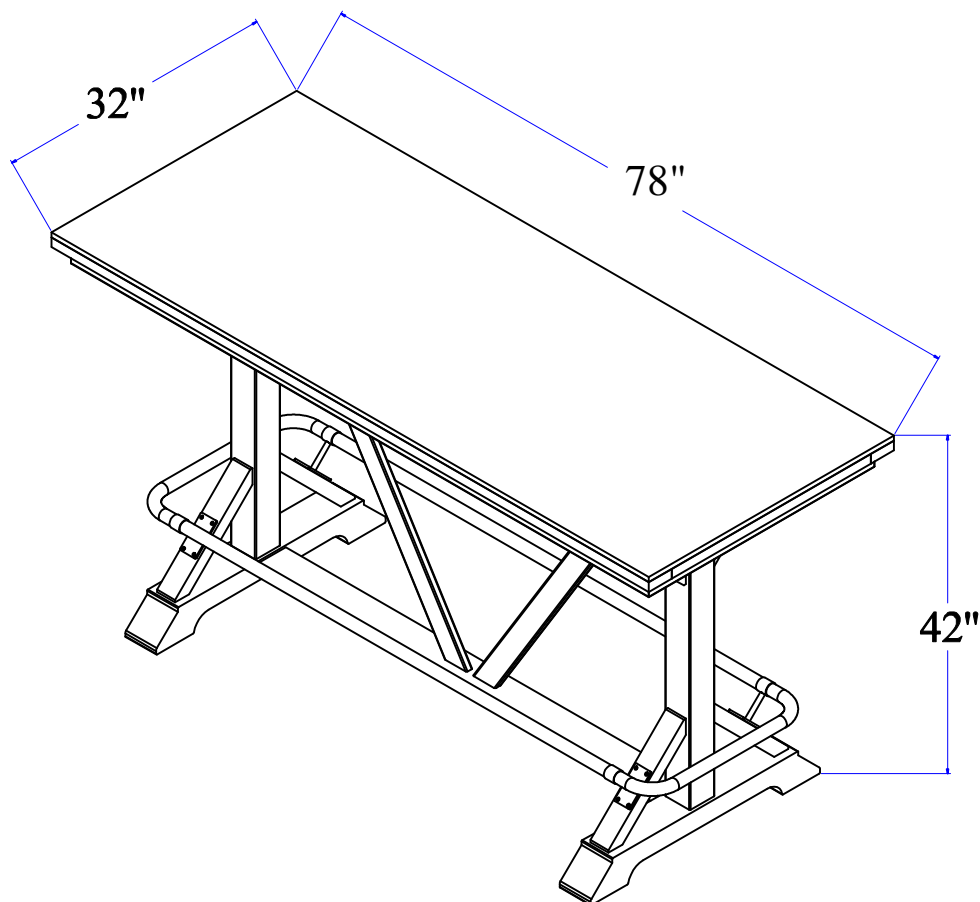
D360-11 TRESTLE BAR TABLE

Thank you for purchasing this quality product. Be sure to check all packing materials carefully for small parts that may have come loose inside the carton during shipment.

Before you start assembly: Please read all instructions carefully before beginning the assembly process. It is recommended that 2 people work together during assembly to prevent personal injury and to ensure that heavy or cumbersome parts are not damaged during the process.


CAUTION: For your safety, this product requires two people to lift.

Assembled Dimensions




20 MINUTES

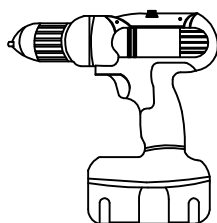
APPROXIMATE ASSEMBLE TIME



2 PERSON



REQUIRED ASSEMBLY SPACE

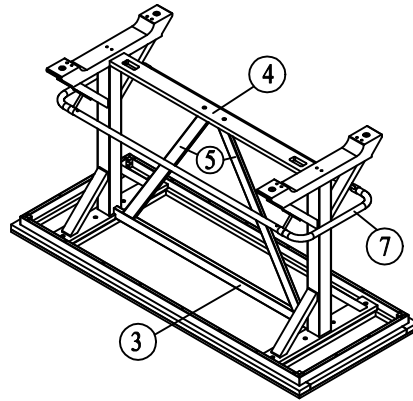
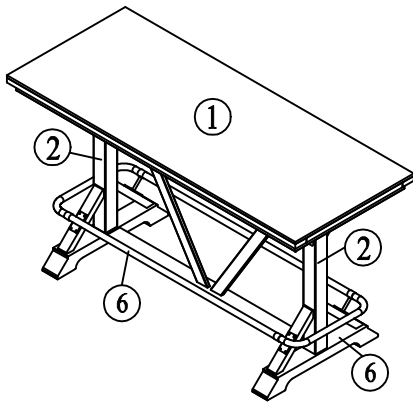


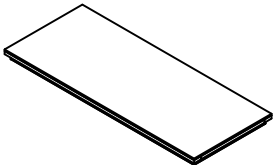
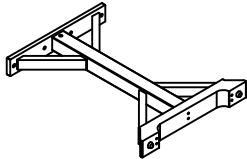
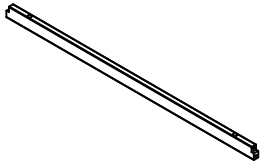
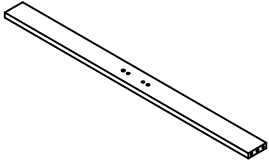
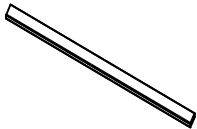
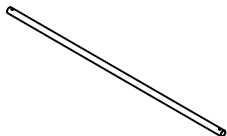
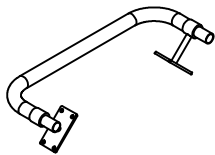

RECOMMENDED ASSEMBLY TOOLS

NOT PROVIDED

ITEM NO. : D360-11 TRESTLE BAR TABLE

PART LIST



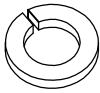
NO.		PART LIST	QTY
(1)		Top Panel EHF #N/A	1
(2)		Leg EHF # PD360-11LGASSY	2
(3)		Upper Stretcher EHF # PD360-TOPSTRCHR	1
(4)		Bottom Stretcher EHF # PD360-BTMSTRCHR	1
(5)		V-shaped Stretcher EHF # PD360-VSTRCHR	2
(6)		Metal Rod Footrest EHF # PD360-11FTRST	2
(7)		U-shaped Metal Footrest EHF # PD360-11UFTRST	2
(8)		Leveler EHF # PD360-FTLVLR	4

ITEM NO. : D360-11 TRESTLE BAR TABLE

HARWARE LIST

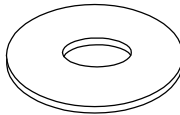
EHF # PD360-11HDWR

A



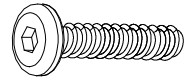
16X
Ø 5/16"*12*2mm
SPRING WASHER

B



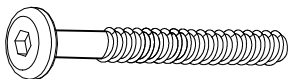
16X
Ø 5/16"*16*2mm
FLAT WASHER

C



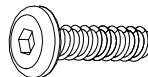
12X
Ø 5/16"*38mm
SHORT BOLT

D



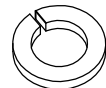
4X
Ø 5/16"*76mm
LONG BOLT

E



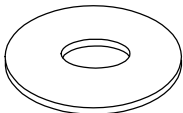
4X
Ø 1/4"*19mm
SHORT BOLT

F



4X
Ø 1/4"*10*2mm
SPRING WASHER

G



4X
Ø 1/4"*16*2mm
FLAT WASHER

H



16X
Ø 8*38mm
SCREW

I



1X
M4*59mm
"L" ALLEN KEY

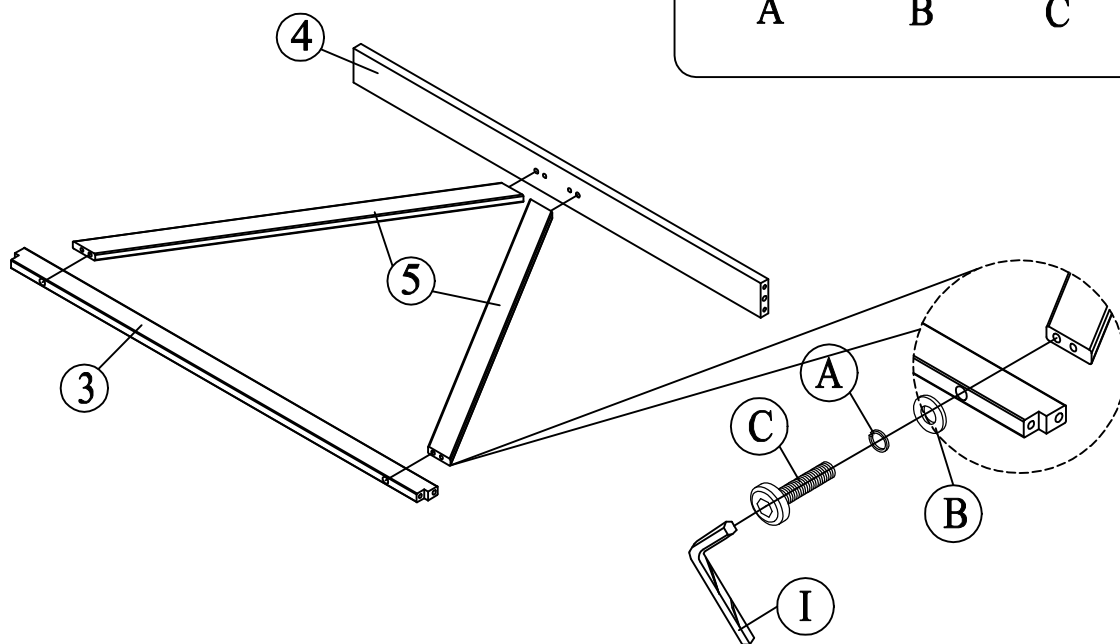
J



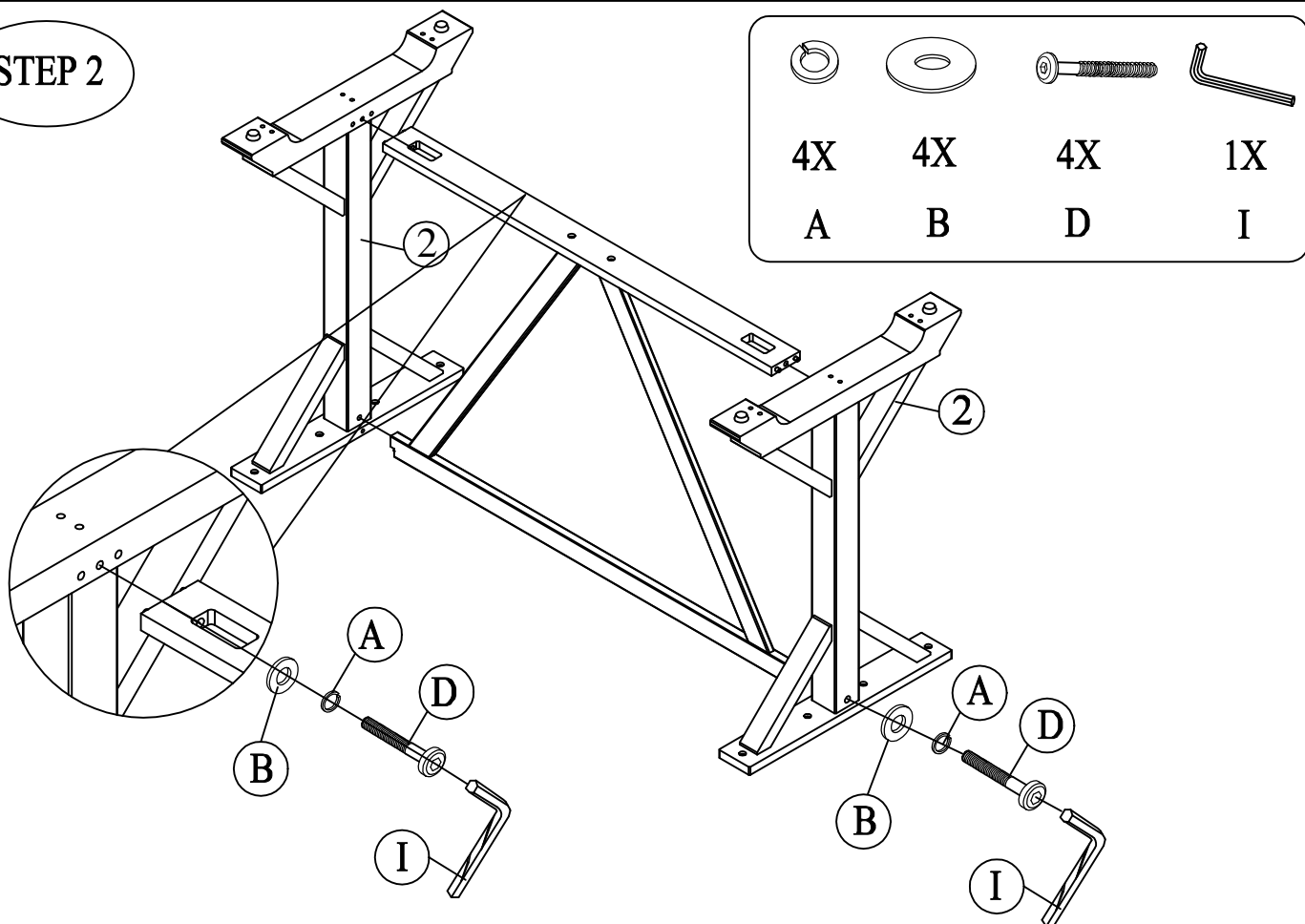
1X
M4*100mm
"STRAIGHT" ALLEN KEY

ITEM NO. : D360-11 TRESTLE BAR TABLE

STEP 1

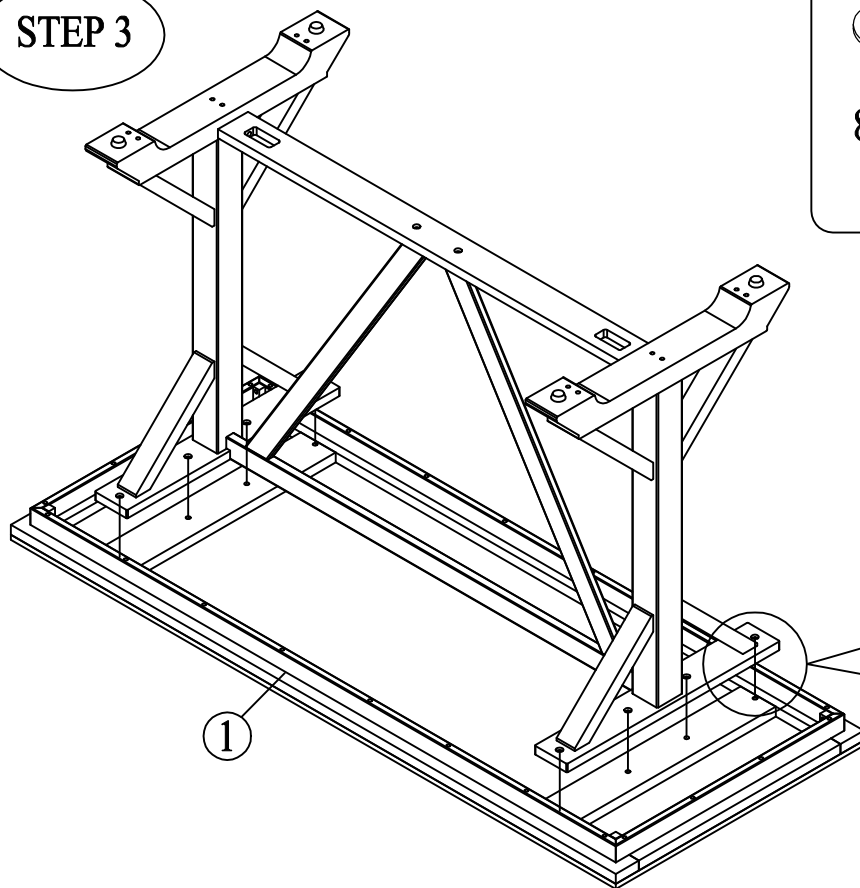






STEP 2

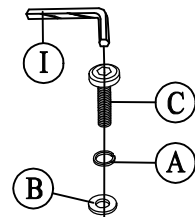


ITEM NO. : D360-11 TRESTLE BAR TABLE

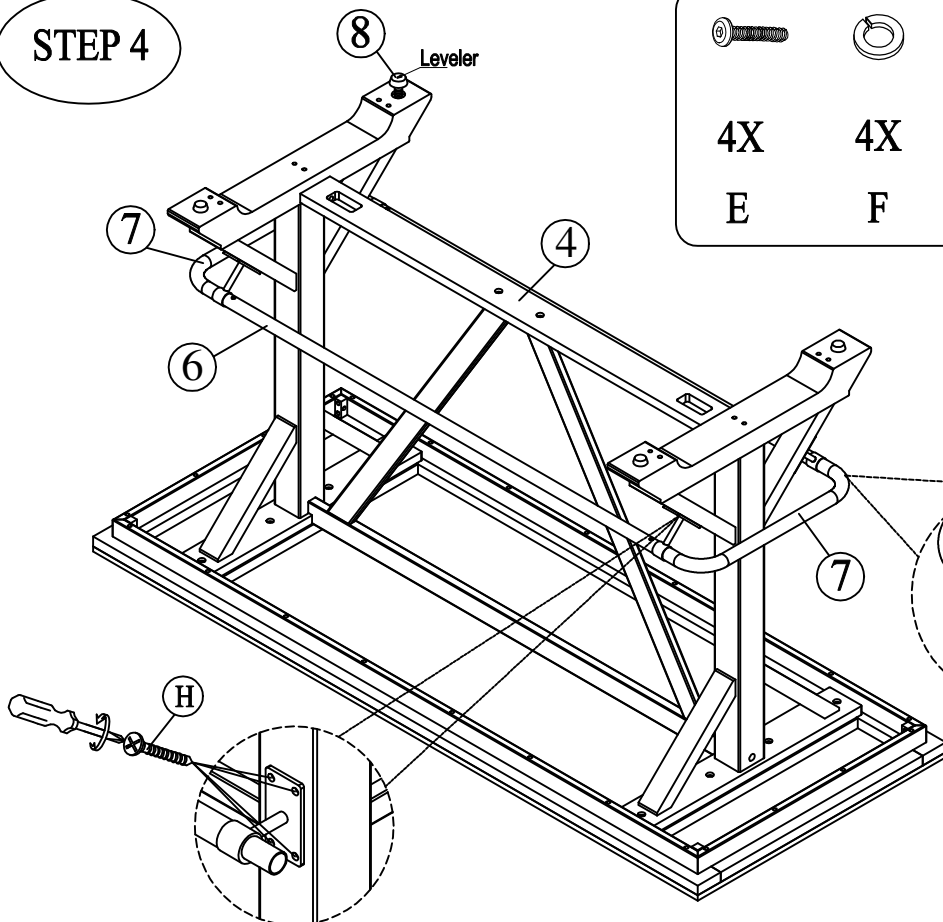
STEP 3








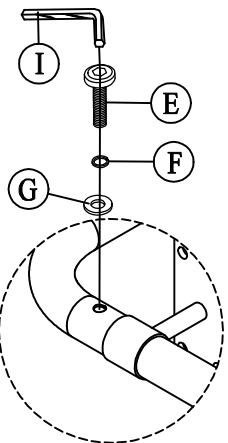
			
8X	8X	8X	1X
A	B	C	I



STEP 4



				
4X	4X	4X	1X	16X
E	F	G	I	H



ITEM NO. : D360-11 TRESTLE BAR TABLE

STEP 5

