
LIEBHERR

Design Guide
Design and Lifestyle
Release 09 2015

Liebherr's engineering excellence in Germany provides the largest selection of freezers, refrigerators and wine refrigerators worldwide.

Liebherr is one of the World's leading Manufacturers of Premium Refrigeration. For more than 60 years, Liebherr has specialized in developing and manufacturing first class refrigerators and freezers as well as wine cabinets. We focus on performance and efficiency as well as keeping food fresher longer. Produced in Austria and Germany, Liebherr has a full line of premium models tailored specifically for the North American marketplace to fit any design vision you have for your kitchen.

Our freestanding stainless models are sleek centerpieces that make a definite statement. Our built-in models are perfect for designs that call for units that slide into cabinet surrounds. And our fully-integrated models become one with your kitchen design, hidden seamlessly behind your custom cabinetry.

High quality materials, perfectly detailed finishes, precise electronic control systems, elite cooling components, variable speed compressors and the latest production processes ensure energy efficiency and performance for years to come. Our superior products offer premium quality, cutting edge design and innovative features that fit with your busy lifestyle.

Liebherr's Commitment to the Environment

The components of Liebherr products can be recycled when the necessary resources are available. A concern for the environment and a desire to protect resources has led to increased levels of recycling year after year. When Liebherr manufactures products, it is essential that the recyclable recovery rate of the materials we use constantly increases.

Recycling is a common goal among all manufacturers, municipalities and recycling companies to protect our environment. Protecting the environment and producing products which have a low impact on the environment, is one of Liebherr's core values. When the time comes, please attempt to dispose of your old appliances in an environmentally safe and friendly manner.

LIEBHERR WARRANTY PLAN

FULL TWO YEAR WARRANTY

For two years from the date of original purchase, your Liebherr warranty covers all parts and labor to repair or replace any part of the product which proves to be defective in materials or workmanship.

FULL FIVE YEAR WARRANTY

For five years from the date of original purchase, your Liebherr warranty covers all parts and labor to repair or replace any components that prove to be defective in materials or workmanship in the sealed system. The "Sealed System" means only the compressor, condenser, evaporator, drier and all connecting tubing.

LIMITED 6TH THROUGH 12TH YEAR WARRANTY

From the 6th through 12th year from the date of original purchase, your Liebherr warranty covers all parts that prove to be defective in materials or workmanship in the Sealed System (parts only).

For Service in the U.S.

Liebherr Service Center

Toll Free: **1-866-LIEBHER**
1-866-543-2437

Email: Service-appliances.us@liebherr.com

PlusOne Solutions, Inc.

3501 Quadrangle Blvd, Suite 120
Orlando, FL 32817

For Installation Questions

Install.Americas@liebherr.com

For Service in Canada

Liebherr Service Center

Toll Free: **1-888-LIEBHER**
1-888-543-2437

www.euro-parts.ca

EURO-PARTS CANADA

39822 Belgrave Road
Belgrave, Ontario, N0G 1E0
Phone: (519) 357-3320
Fax: (519) 357-1326

Content

Safety Warnings.....6

Electrical Requirements & Safety.....6

Area Requirements7

Safety Regulations.....7

Specifications8

 XS 2008

 WS 12008

Appliance Dimensions XS 200 / WS 12009

Wall Mounting XS 200 / WS 12009

Accessories..... 10

General Remarks

Safety Warnings

PLEASE READ AND FOLLOW THESE INSTRUCTIONS

This design guide contains Warning and Important statements. This information is important for planning a safe and efficient installation.

Please refer to the Installation Manual specific to your model for complete installation instructions.

This design guide is intended for planning purposes and is not a replacement for your appliance's Use and Care Manual which contains important information on how to use Liebherr appliances.

Always read and follow all Warning and Important statements!

WARNING!
Warning indicates a potentially hazardous situation which, if not avoided, could result in death or serious injury.

IMPORTANT

This highlights information that is especially relevant to a problem-free installation and operation.

Make sure incoming voltage is the same as the unit rating.

To reduce the risk of fire, electric shock, or personal injury, the installation work and electrical wiring must be done by a qualified electrician in accordance with all applicable codes and standards, including fire rated construction.

To the Installer

It is very important that the guidelines and instructions are followed in this design guide to ensure proper installation and operation of the unit. The Installation Guidelines section contains important information for making sure the installation is correct. Read and understand all the information and installation guidelines in this manual before the unit is installed.

It is also very important to **know** the Safety Information.

Electrical Requirements & Safety

A 15 amp, 110-120 VAC, circuit which is grounded and protected by a circuit breaker or fuse is required.

We recommend using a dedicated circuit for each appliance to prevent circuit overload and the chance of interruption to the appliance.

The appliances are equipped with a three-prong (grounding) polarized plug for protection against possible shock hazards.

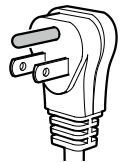
Comply with the National Electrical Code as well as local codes and ordinances when installing the receptacle.

WARNING!

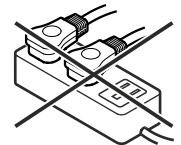
Electrocution hazard.

Electrical grounding required.

- Do not remove the round grounding prong from the plug.
- Do not use extension cords or ungrounded (two-prong) adapters.
- Do not use a power cord that is frayed or damaged.



- Do not use a power strip.



Failure to follow these instructions may result in fire, electrical shock or death.

General Remarks

Area Requirements

Verify the following:

- Finished kitchen floor height is level.
- Electrical outlet is in correct location.

IMPORTANT

To protect the refrigerator from possible damage, allow the appliance to stand 1 hour in place before turning the electricity on. This allows the refrigerant and system lubrication to reach equilibrium.

Safety Regulations

The appliance XS 200 is designed to store cigars only.

The appliance WS 1200 is designed to cool and store wine bottles.

The appliances are manufactured to operate within specific ambient temperature limits according to its climate rating.

The climate rating indicates the ambient temperature at which the appliance may be operated in order to deliver optimal refrigeration performance.

The climate rating for each model is visible in chapter "Specifications".

Climate Rating	Ambient Temperature
SN	50°F to 90°F (10°C to 32°C)
N	61°F to 90°F (16°C to 32°C)
ST	61°F to 100°F (16°C to 38°C)
T	61°F to 109°F (16°C to 43°C)
SN-ST	50°F to 100°F (10°C to 38°C)
SN-T	50°F to 109°F (10°C to 43°C)

IMPORTANT

Do not operate the appliance outside the specified ambient temperature range.

- Refrigerant circuits are tested for leaks.
- The appliances complies with current safety regulations

CAN/CSA C22.2 # 63

UL 250

Design and Lifestyle

Specifications

Cigar Storage Cabinet XS 200

Wine Storage Cabinet WS 1200



XS 200

Energy Supply:	115V / 60Hz / 1.5 A
Climate Rating:	N
Door hinges:	right, non-reversible
Door:	glass door with stainless steel

- Touch electronic control system
- Wooden shelves and presentation boxes crafted from Spanish cedar wood
- Activated charcoal filter
- LED-light
- Adjustable interior humidity (68% to 75%)
- Adjustable interior temperature (41 °F to 68 °F)

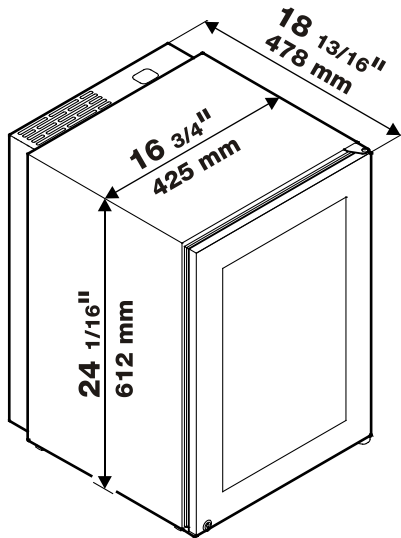


WS 1200

Energy Supply:	115V / 60Hz / 1.5A
Climate Rating:	SN
Door hinges:	right, non-reversible
Door:	glass door with stainless steel

- Touch electronic control system
- Removable wooden shelves
- Activated charcoal filter
- LED-light

Appliance Dimensions XS 200, WS 1200



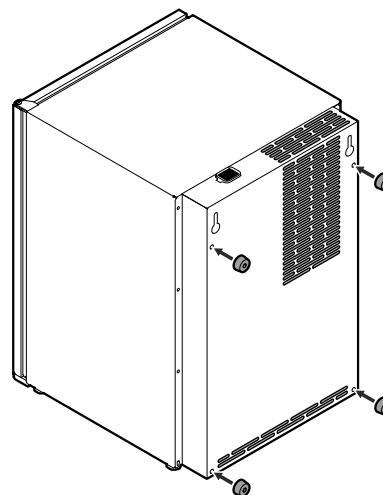
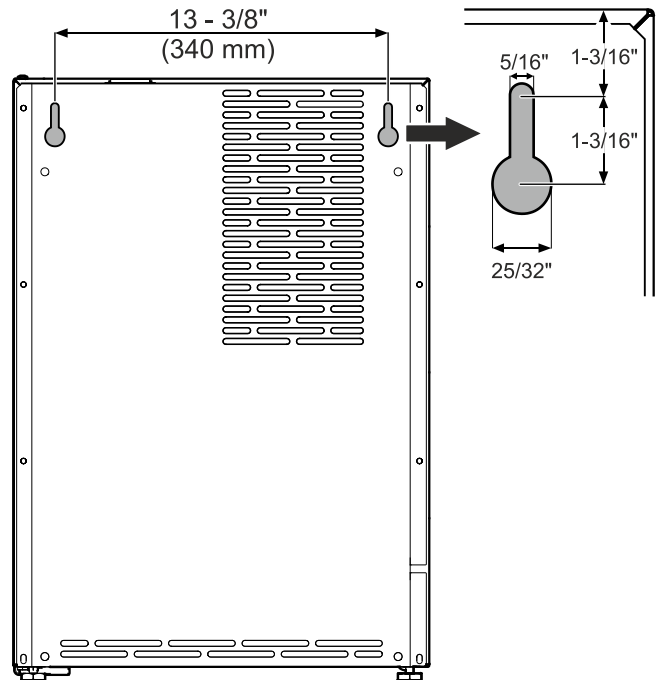
Wall Mounting XS 200, WS 1200

The appliances can be wall-mounted. There are two mounting openings at the back of the appliance.



CAUTION

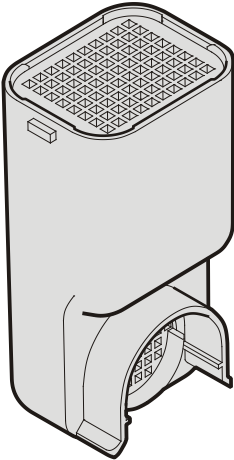
Make sure the wall and fastenings can withstand the weight of the appliance when fully loaded. The empty appliance weighs 68.4 lbs.



IMPORTANT

To ensure sufficient ventilation through the ventilation slots, the four wall spacers attached must be inserted, regardless of whether the appliance is wall-mounted or standing on the floor against a wall.

Accessories

Image	Article number	Name of the item	For use with model
	7440 699-00	Charcoal Filter	XS 200 WS 1200

