

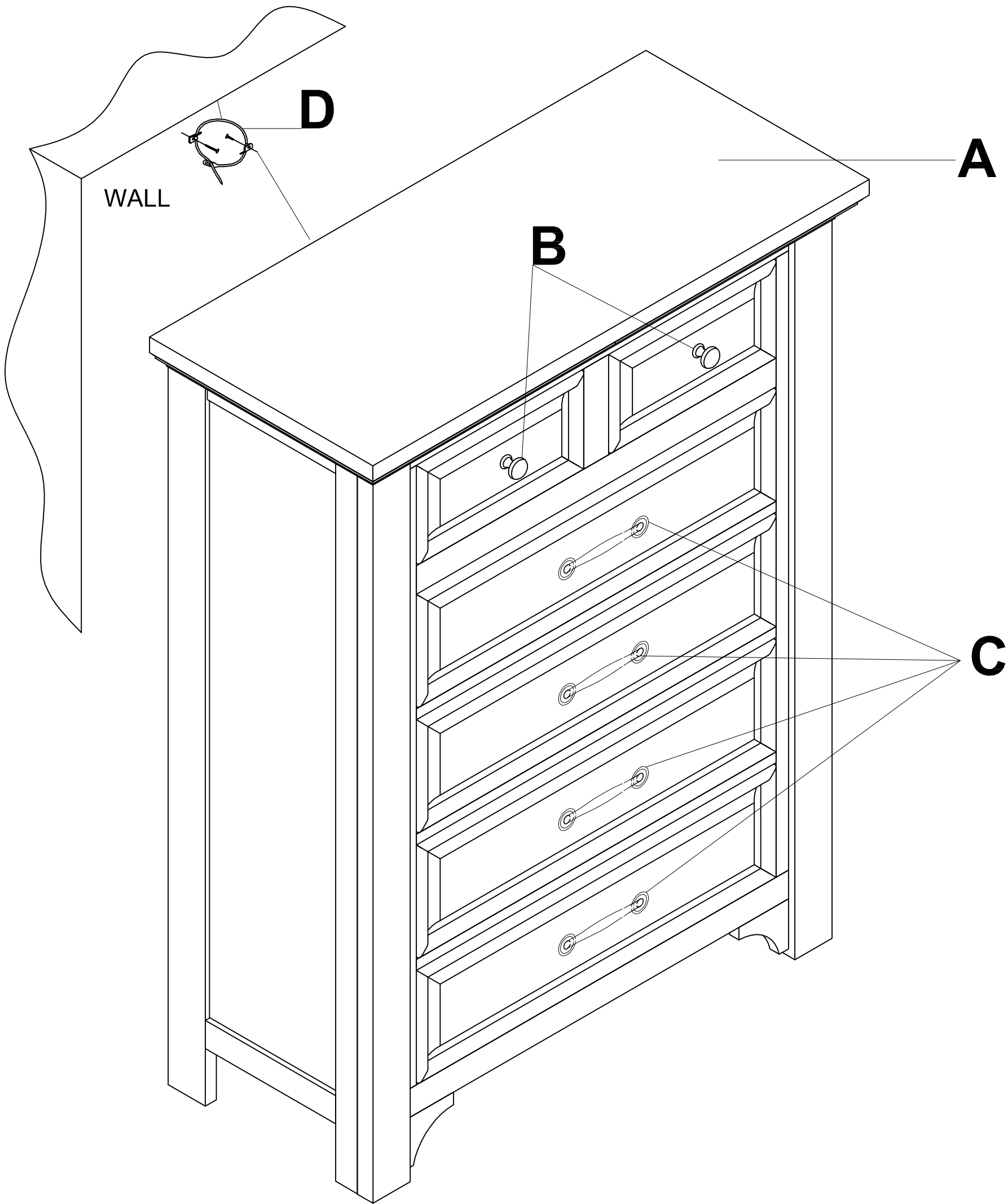
ASSEMBLY INSTRUCTIONS

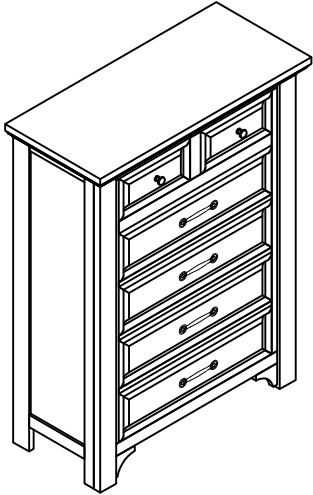
B375-05


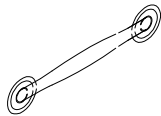

Thank you for purchasing this product. Be sure to check all packing materials carefully for small parts that may have come loose inside the carton during shipment.

Before You Assemble: Please read all instructions carefully before beginning assembly. It is recommended that 2 people work together during assembly to prevent personal injury and to ensure that heavy or cumbersome parts are not damaged during the process.

CAUTION: For your safety, this product requires two people to lift.



| PICTURE | | DESCRIPTION | Q'TY |
|---------|---|--------------------|------|
| A |  | CHEST EHF # N/A | 1pc |
| | | | |

| PICTURE | | DESCRIPTION | Q'TY |
|---------|---|---|------|
| B |  | KNOB EHF # PB375-KNOB | 2pcs |
| |  | HANDLE EHF # PB375-HANDLE | 4pcs |
| |  | ANTI -TIPPING KIT EHF# PUNI-TRESTRAINT | 1pc |