

# ASSEMBLY INSTRUCTIONS

ITEM #: U5315-00-04

## MANUAL SOFA

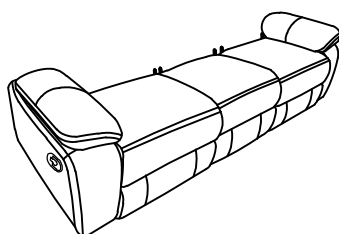
Thank you for purchasing this quality product. Be sure to check all packing materials carefully for small parts that may have come loose inside the carton during shipment.

**Before you start assembly:** Please read all instructions carefully before beginning the assembly process.

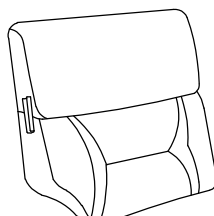
It is recommended that 2 people work together during assembly to prevent personal injury and to ensure that heavy or cumbersome parts are not damaged during the process.

**CAUTION:** For your safety, this product requires two people to lift.

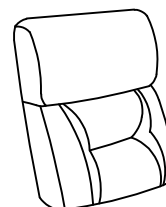
## PART LIST




A



B



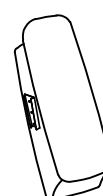
C



D



E



F

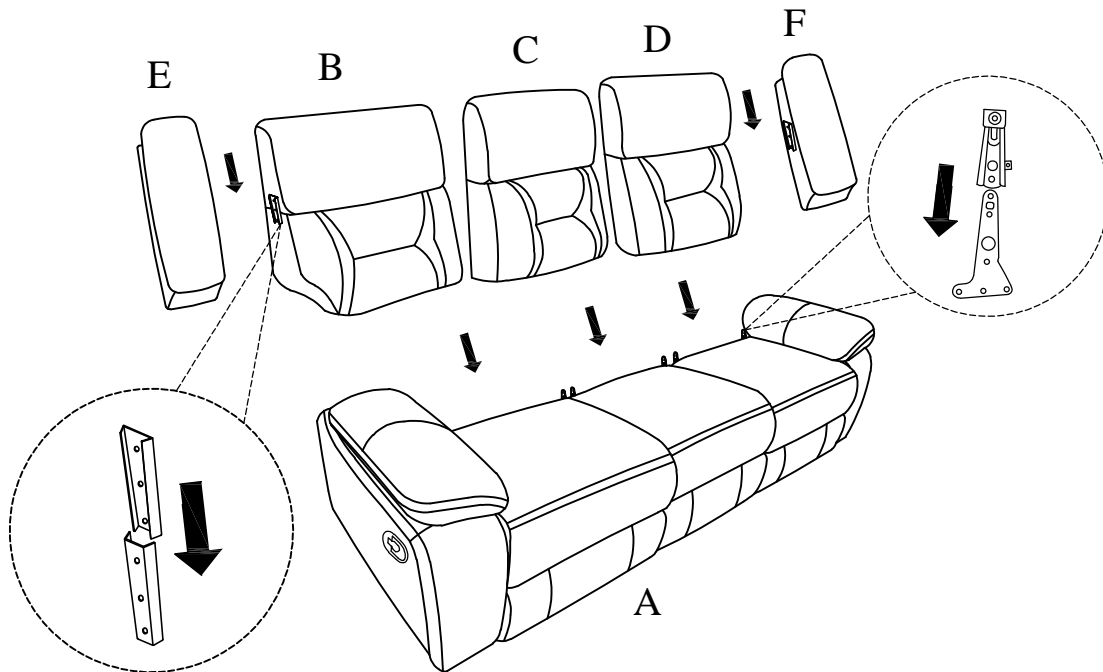
A	SEAT BASE	1PC
B	LEFT BACKREST	1PC
C	MIDDLE BACKREST	1PC
D	RIGHT BACKREST	1PC
E	LEFT WING	1PC
F	RIGHT WING	1PC

Need Assistance? Call us at 1-855-343-7378 from 8:00am to 5:00pm PST Monday – Friday

**STEP 1**

Attach Backrest (B/C/D) to the Seat (A).

Attach the Left Wing (E) and Right Wing (F) to Backrest (B/C).

**STEP 2**

Open the footrest by pressing the lever.

