



ASSEMBLY INSTRUCTIONS

COASTER FINE FURNITURE



Fine Furniture for every stage of life

110649

Counter Height Stool

ITEM: 110649

ASSEMBLY INSTRUCTIONS



ASSEMBLY TIPS:

1. Remove hardware from box and sort by size.
2. Please check to see that all hardware and parts are present prior to start of assembly.
3. Please follow attached instruction in the same sequence as numbered to assure fast & easy assembly.



WARNING!

1. Don't attempt to repair or modify parts that are broken or defective. Please contact the store immediately.
2. This product is for home use only and not intended for commercial establishment.



ASSEMBLY TIME

05 MINUTES


PARTS IDENTIFICATION

A BASE WITH SEAT CUSHION



1PC


B BACKREST WITH CUSHION



1PC

HARDWARE IDENTIFICATION

1 BOLT
(8 mm - BLK)



3PCS

2 FLAT WASHER
(10 mm - BLK)



3PCS

3 ALLEN WRENCH
(6 mm - BLK)

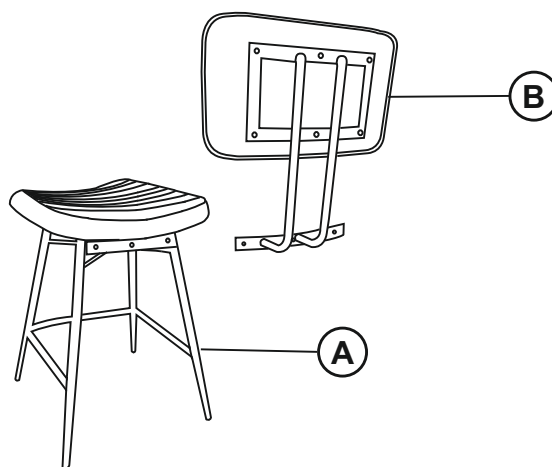


1PC

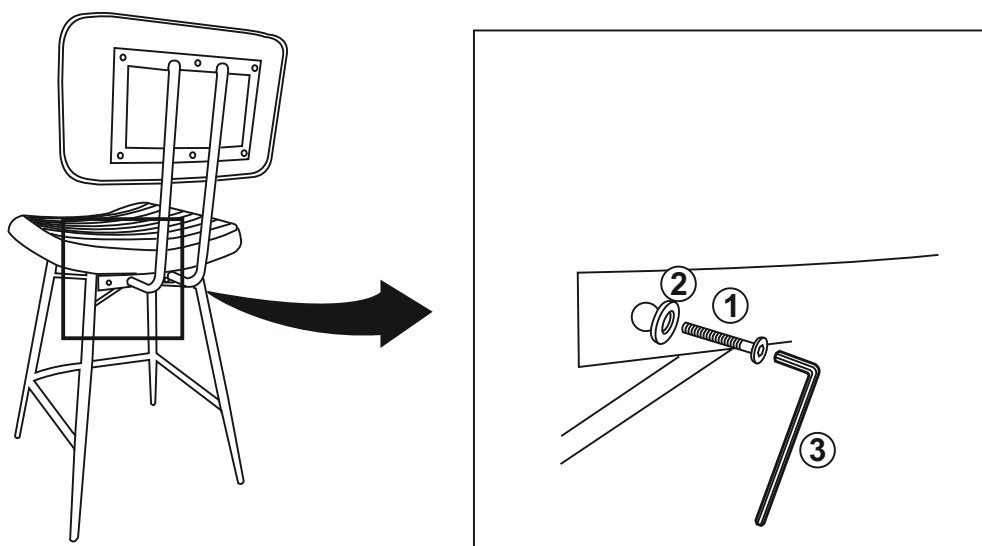
ITEM: **110649**
ASSEMBLY INSTRUCTIONS




STEP 1



STEP 2

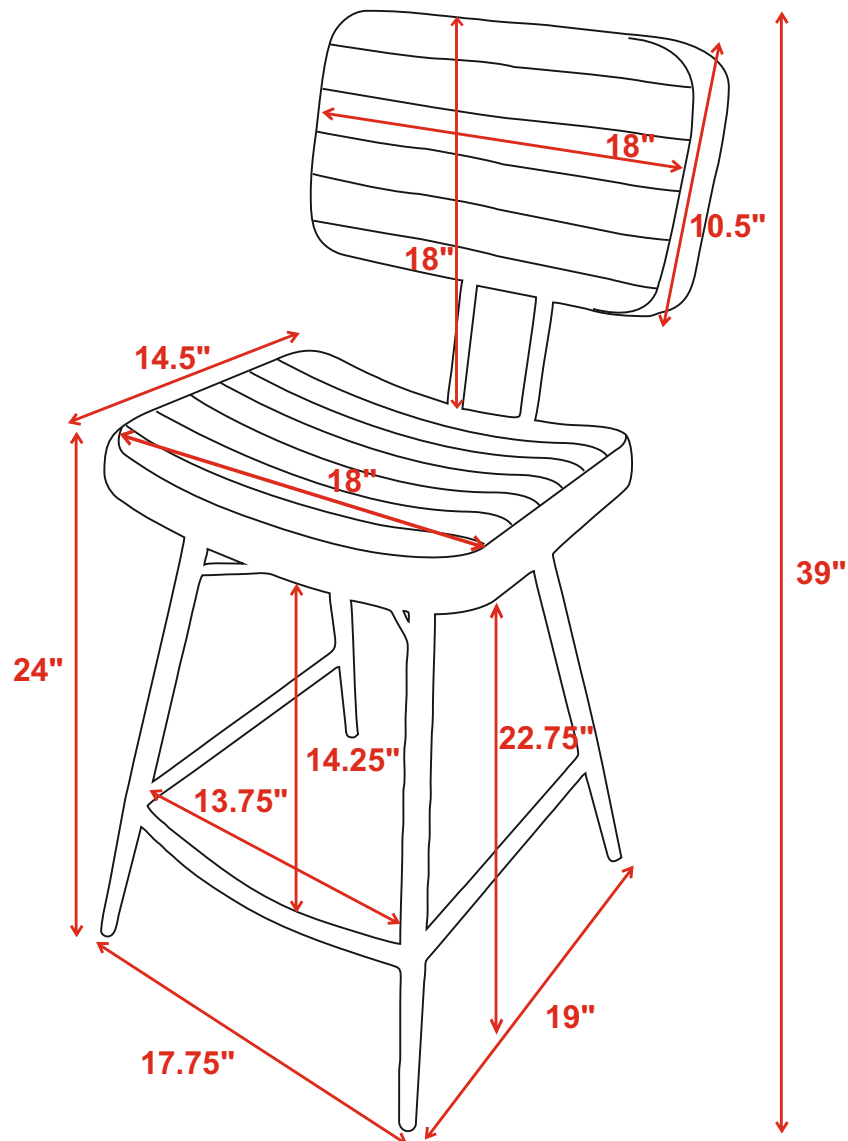


STEP 3
COMPLETE



ITEM: **110649**

COASTER
FINE FURNITURE



Note : Dimension tolerance $\pm 5\%$

COASTERFURNITURE.COM