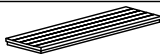





ASSEMBLY INSTRUCTIONS FOR ACME FURNITURE







91504 60" TV Stand

Thank you for purchasing this quality product. Be sure to check all packing material carefully for small parts which may have come loose inside the carton during shipment. Identify and count all parts and metal hardware. Compare with the parts list to be sure all parts are present. If any part(s) are missing or damaged, please contact your local furniture dealer. For efficient and speedy service, please indicate the model number and code letter of part(s) needed.

*** Do not fully tighten screws until fully assembled ***

COMPONET PARTS			
DESCRIPTON	Part Name		Quantity
A		Top Panel	1 PC
B		Leg	4 PCS
C		Shelf	2 PCS
D		Middle box	2 PCS

HARDWARES REQUIRED

Hardware List							
NO	Hardware	Size	Quantity	NO	Hardware	Size	Quantity
1		1/4"*5/8"	24 PCS	5		1/4"	1 PC
2		1/4"*1-1/4"	8 PCS	6		Ø22 (1/4"*22mm)	4 PCS
3		1/4"	32 PCS				
4		1/4"*16mm	32 PCS				

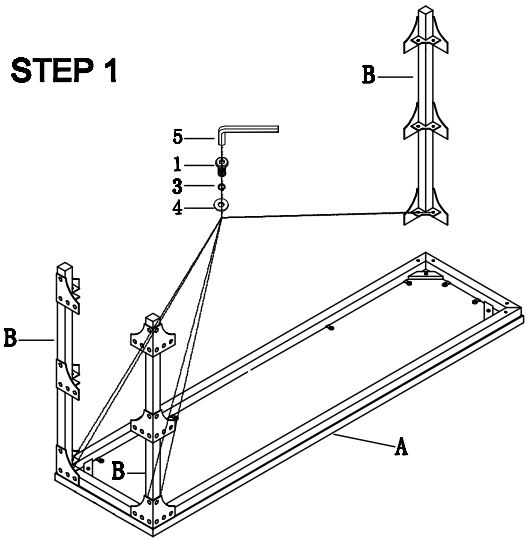
Attention:

*** Mattresses not included.

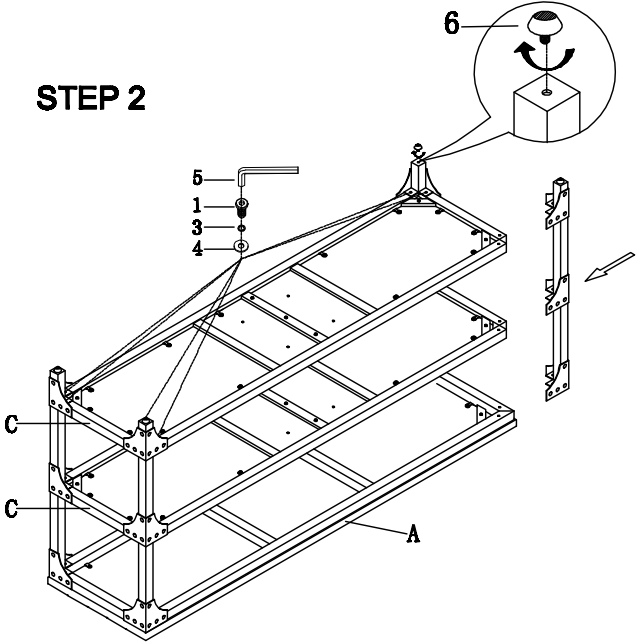
*** Some number parts listed on the instruction sheet may not be in parts bag as they may already be assembled. Carefully check parts and packing materials prior to ordering replacements.

How to assemble

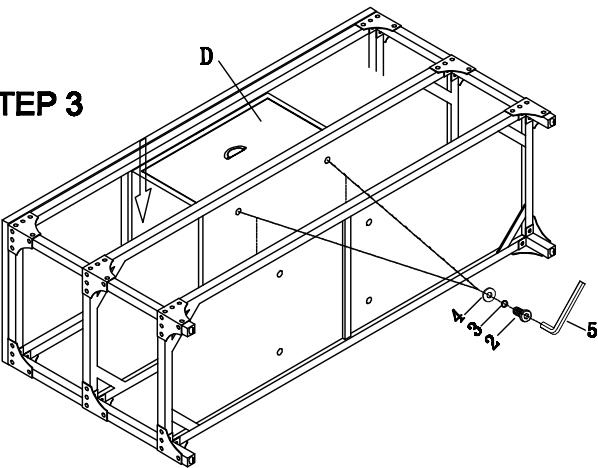
STEP 1



STEP 2



STEP 3



STEP 4

