

# PRO244IFEMXB

PROFESSIONAL SERIES INDUCTION RANGE 24"- 4 HEATING ZONES -  
ELECTRIC OVEN STAINLESS STEEL FINISH



**Exclusive Finish and Materials**  
Metal handles and silver color finish knobs make the range a standout in every kitchen.

**Bridge function**  
With Bridge, two cooking zones merge into one, creating a seamless, evenly heated surface. Whether you're searing steaks on a grill plate or simmering a long roasting dish, the Bridge function gives you the flexibility to cook without compromise.

**Bertazzoni signature counter-deep maintop**  
Bertazzoni signature stainless counter-deep maintop is designed to install flush with most kitchen countertops for a perfectly integrated look. Precise and flexible heating is provided by 4 latest generation extra-large induction zones with bridging of right-side zones.

**Bertazzoni Oven**  
Bertazzoni ovens are equipped with an extra-large high-power broiler for broiling and grilling. The 2.5 Cu.Ft oven cavity has a convection fan for balanced airflow and even temperature baking and roasting on 5 multiple levels.

GENERAL CHARACTERISTICS	
Worktop	4 induction zones
Front right	2,100 W (3,700 W booster)
Front left	1,400 W (2,200 W booster)
Back left	1,850 W (3,000 W booster)
Back right	2,100 W (3,700 W booster)
Knobs	Metal finish with ergonomic shape
Cooking modes	11
Tray	1 backing tray with grill trivet
Shelves	2 standard
Levels	Laterals grids
Inner door	Modular 3 glasses
Door hinges	Soft motion
Storage compartment	Fixed stainless steel
Legs	ø 2" 3/8 Plastic with Nickel color

TECHNICAL SPECIFICATIONS	
Electrical requirements	120/208 V 60HZ - 9250W
	40A with a dedicated circuit
Warranty	2 years parts & labor
Packaging dimensions	H:42"1/2 W:27" 9/16 D:29" 1/2
Accessories	901451 - ADA Compliant Legs

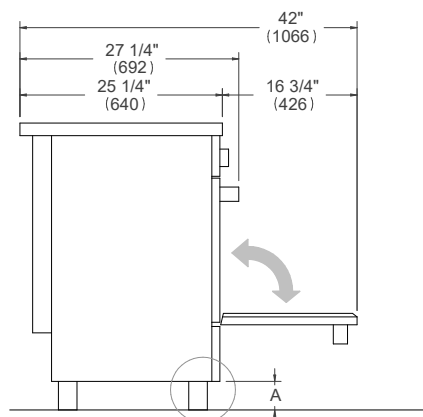
# PRO244IFEMXB

PROFESSIONAL SERIES INDUCTION RANGE 24" - 4 HEATING ZONES -  
ELECTRIC OVEN STAINLESS STEEL FINISH

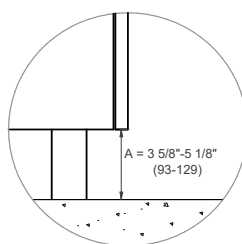


## DIMENSIONS

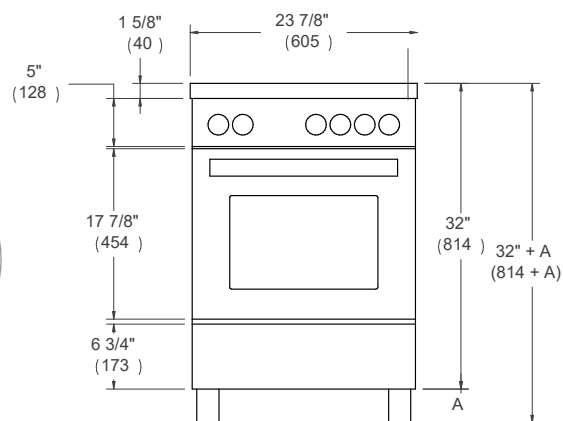
SIDE VIEW



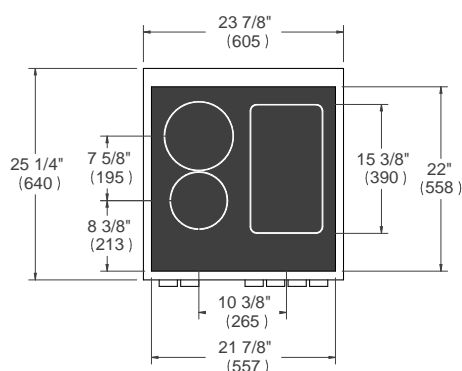
LEG DETAILS



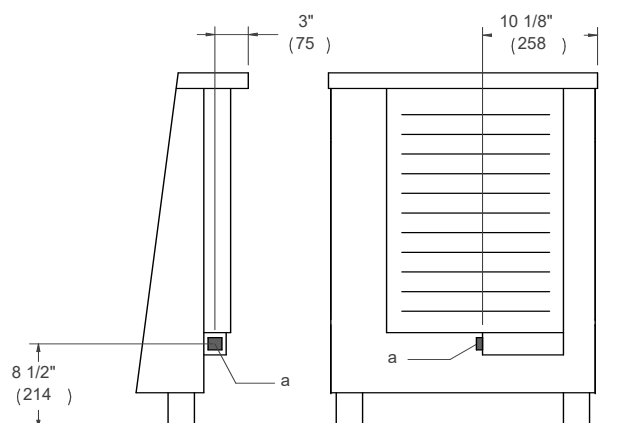
FRONT VIEW



WORKTOP DETAILS



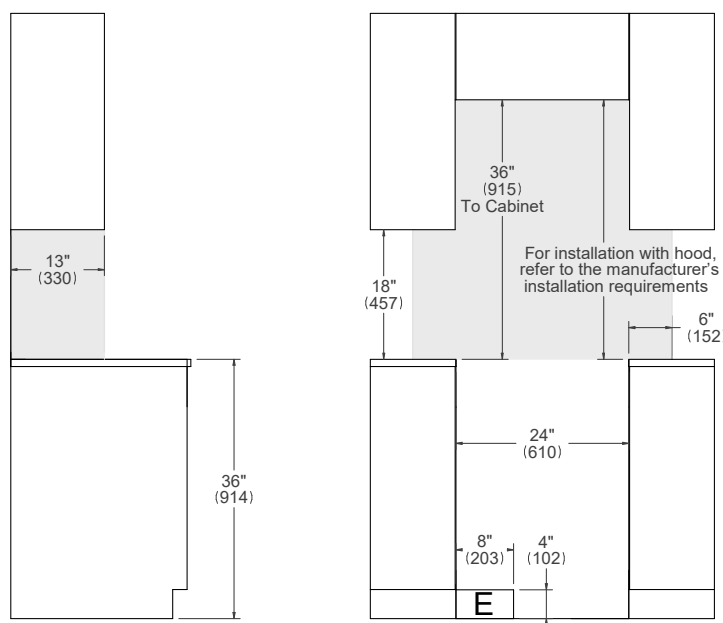
REAR VIEW



## INSTALLATION

E

A properly-grounded horizontally mounted electrical receptacle should be installed no higher than 3" (7.6 cm) above the floor, no less than 2" (5 cm) and no more than 8" (20,3 cm) from the left side (facing product). Check all local code requirements.



## NOTE

a. Electrical Connection

Disclaimer: while every effort has been made to insure the accuracy of the information contained in this document, Fratelli Bertazzoni reserves the right to change any part of the information at any time without notice. For detailed installation specifications consult the installation manual. Fratelli Bertazzoni, Bertazzoni and the winged wheel brand icon are registered trademarks of Bertazzoni Spa.