



Assembly Instruction

ITEM N0.: 8517BRW/GRY/PWT-3

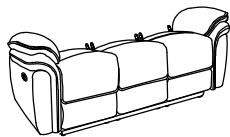


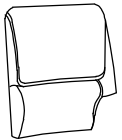
Double Reclining Sofa



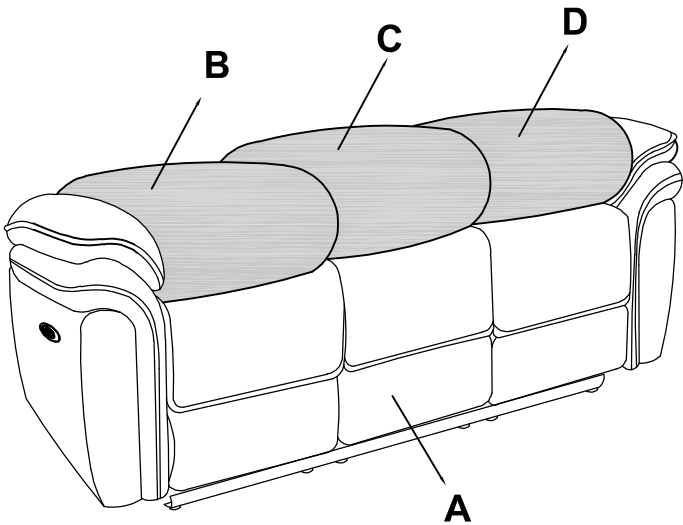
Hardware are stored at the bottom of sofa, please take out it for assembly hardware for assembly.

Note: Do not use power tools for assembly. Power tools increase the risk of over tightening which lead to splitting or cracking the wood.

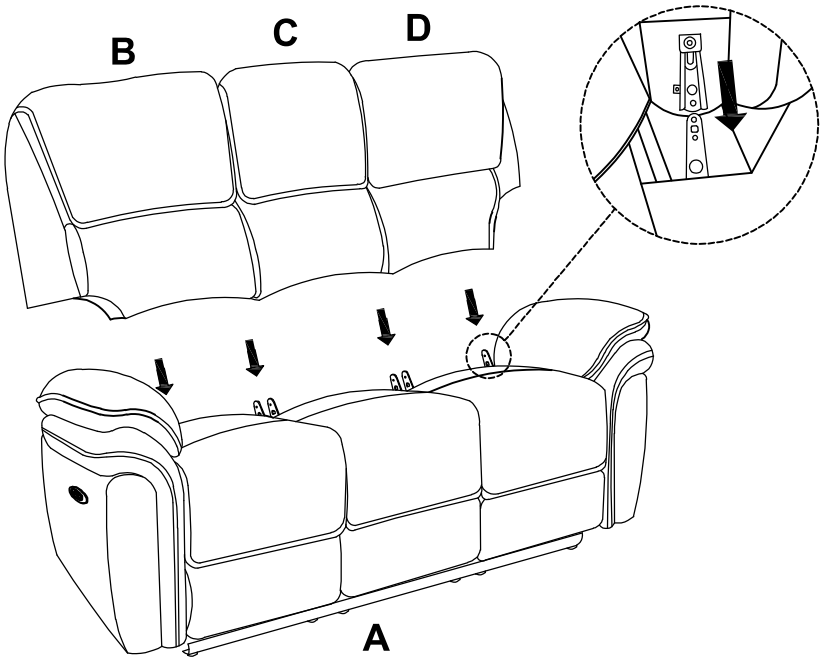
Component list

No	Drawing	Qty	Description
A		1	SEAT
B		1	LSF BACK REST
C		1	MIDDLE BACK REST
D		1	RSF BACK REST

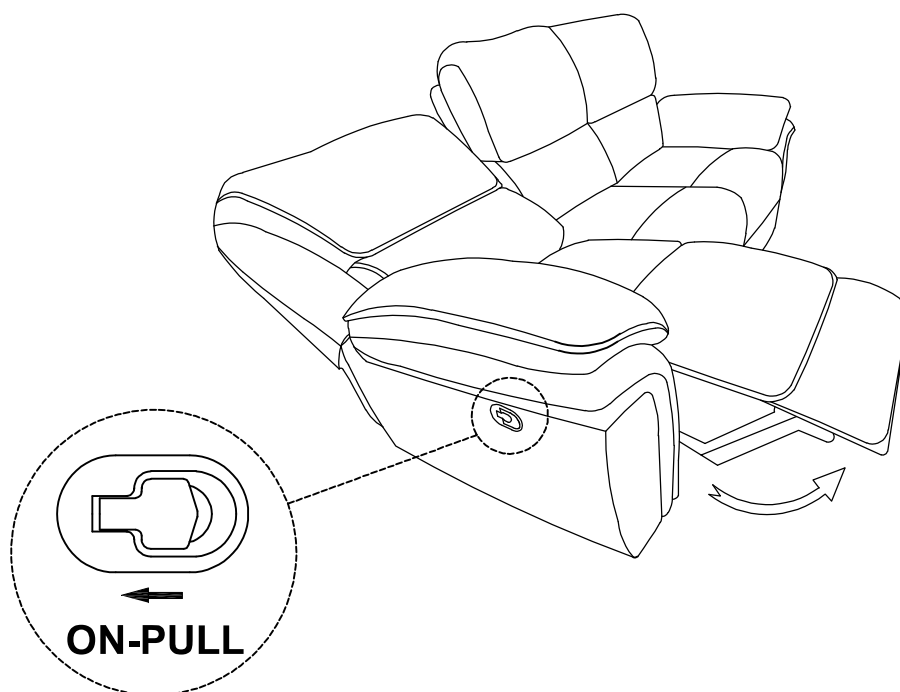
Step #1



Step #2



Step #3



Care Instruction for Polished Microfiber Fabric Furniture:

In order to maintain the original appearance of your Polished Microfiber Fabric Furniture, please follow below simple care procedures:

- Avoid exposing furniture directly to sunlight or heating and air conditioning outlets. Sunlight and or exposure to heating and air conditioning outlets will fade/damage Polished Microfiber Fabric.
- Vacuum or wipe with a soft cloth to remove dust.



For items use on wooden floor, hard surfaces or carpets, it is recommended to Install protective pads under all legs and supports to avoid/prevent from damages/scratches and discoloration.