



24 INCH INDUCTION RANGE

BIRC24102SS / BIRU24102SS



Large Oven Capacity

Blomberg knows you can never have too much room in your oven, even if there's not a lot of room in your kitchen. That's why we engineered a generous 2.51 cu. ft. oven capacity into our 24-inch range.



Large Cooking Zone

Blomberg ranges offer more than a beautiful appearance and the benefit of effortless cleanup. They feature the versatile advantage of allowing you to create a large, 10" cooking zone for fast, efficient cooking in oversize pots and pans of any shape.

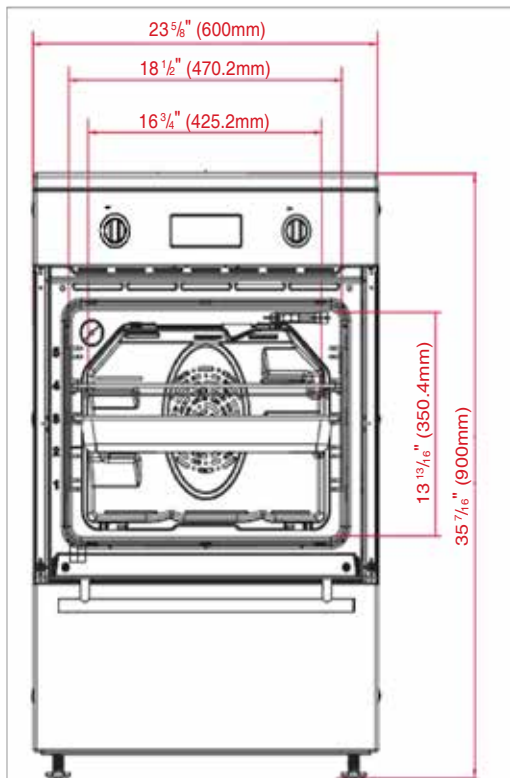
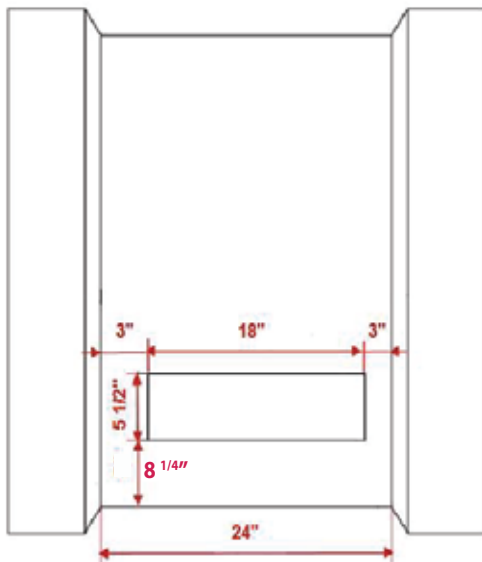
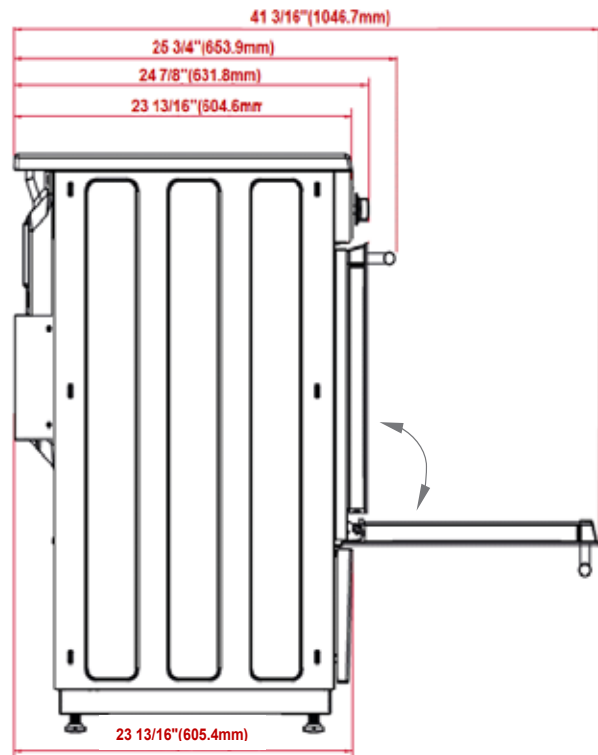



Cool Touch Oven Door

Blomberg ranges feature cool-touch glass on the oven door to prevent accidental burns and safely protect those small, curious fingers tempted to point out the cookie they want first!



GENERAL	
Type	Freestanding
Size	24"
Finish	Stainless Steel
Side Walls	Black
Control Type	LED Display with Knob & Touch Control
Burner Color	Black
Knob Color	Stainless Steel
Fuel Type	Electric
FUNCTIONS	
True European Convection	Yes
Bake	Yes
Broil	Electric
Convection Broil	Yes
Convection Roast	Yes
Roast	Yes
3D Cooking	Yes
Defrost	Yes
FEATURES	
Oven Rack Positions	5
Oven Enamel Color	Gray
Interior Illumination	1 x Halogen Light
Adjustable Feet	Yes
Bottom Compartment	Storage Drawer
Oven Glass Window	Full Glass
Door Cooling System	3 Pane Heat Resistant Glass(fixed)
12/24-hour Clock Format	Yes
COOKTOP	
Burner Configuration	3 Induction Zones
Residual Heat Indicators	Yes
Display Lock	Yes
Front Left	9" - 2300/3700W
Rear Left	6" - 1400/2200W
Front Right	10" - 2600/3700W
ACCESSORIES	
Island Trim	Included
Splash Back	Optional
Anti-Tip Bracket	Yes
Chromed Wire Racks	2
POWER RATINGS	
Volts / Frequency	120-240V 60Hz
Min. Amps (A)	40 A
Power Cord	4 prong power supply cord for Canadian Model (BIRC24102SS) & Purchased separately for USA Model (BIRU24102SS)
Plug Type	USA (Canadian Model_ (BIRC24102SS)
Bottom Heating Element	1200W
Upper Heating Element Outer:	2200W
Convection Element	1800W
Broil Power Consumption	Low Grill (Broil) 1100W / Grill (Broil) 2200W
DIMENSIONS/WEIGHT	
Required Cutout Dimensions - (H x W x D) Inches	36" x 24" x 24"
Product Dimensions - (H x W x D) Inches	35 ⁷ / ₁₆ " x 23 ⁵ / ₈ " x 23 ¹³ / ₁₆ "
Product Dimensions - (H x W x D) cm	90 x 60 x 60.4 cm
Product Weight - lbs / kg	170 lbs / 77 kg

**24 INCH INDUCTION RANGE****BIRC24102SS / BIRU24102SS****Dimensions and Installation****Cabinet****Required minimum air gap clearances: 1/4" sides**

Island trim: standard comes with the range un-attached.
4" High Stainless Splash Back (optional)

NOTE TO THE INSTALLER: All height, width and depth dimensions are shown in inches (as well as metric). Beko US Inc. reserves the absolute and unrestricted right to change product materials and specifications, at any time, without notice. Please visit our website www.blombergappliances.com or call 888-352-2356 to verify the latest specifications with final dimensional data and other details prior to installation and making a cutout. Applicable product limited warranty information may be found in accompanying product materials or you may contact your account manager for further details. Proper installation is the responsibility of the installer. Product failure due to improper installation is not covered under the Limited Warranty.