

# AFFINITY ON/OFF SMART-HEAT™ CONTROLS



## KEY FEATURES

- ▶ **Various Models Available:** This series includes options for 1, 2, and 5 channel inputs with each channel input controlling up to 6000W of power or 10 gas heaters
- ▶ **Wifi & Bluetooth Connectivity:** Using the enabled Wi-Fi (compatible with 2.4GHz) or Bluetooth connectivity, control and customize your comfort via the Bromic Heating app
- ▶ **Straight-Forward Function:** Option for full-on or full-off power
- ▶ **Advanced Features:** Set timers and schedules, create heating zones and manage multiple sites
- ▶ **Admin-Friendly:** Multi-user management with customizable admin controls

## ON/OFF CONTROLS



On/Off 1 & 2 Channel



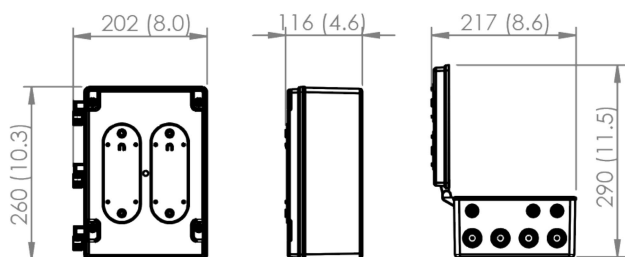
On/Off 5 Channel



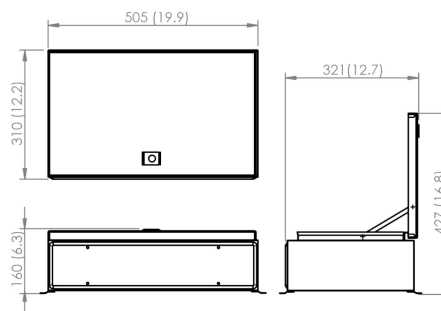
Expansion Board  
(Included with 5 Channel model)

## DIMENSIONS

On/Off 1 & 2 Channel



On/Off 5 Channel



\*Dimensions shown in mm (inches)

Discover more about *Affinity On/Off Smart-Heat™ Controls*

Learn more at [bromic.com](http://bromic.com)

**BROMIC**  
HEATING



## SPECIFICATIONS

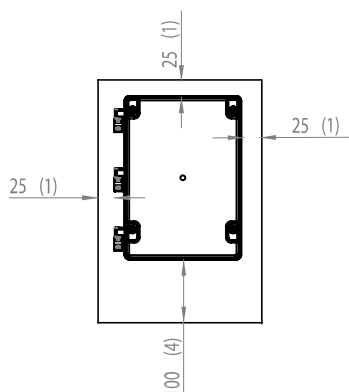
	PRODUCT NUMBER	MODEL	WEIGHT	MAX WATTAGE PER CHANNEL	VOLTAGE	IP RATING
On/Off	BH3I30051	1 Channel*	3.1 lbs.	6000W	110V-277V	IP54
	BH3I30052	2 Channel*	3.6 lbs.	6000W	110V-277V	
	BH3I30053	5 Channel*	24.3 lbs.	6000W	110V-277V 3 Phase	

\*Compatible with fixed Platinum and Tungsten Collections

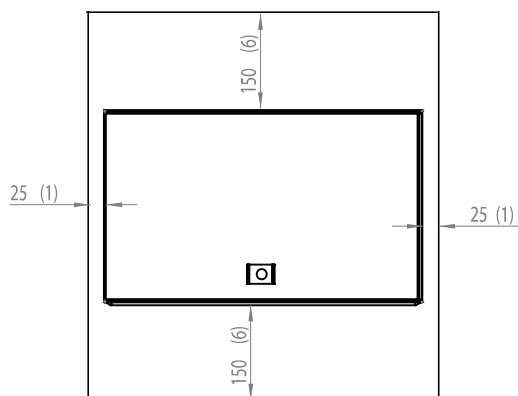
**0-10V/Ethernet Expansion Board** included in all 5 Channel Models

## CLEARANCES

ON/OFF 1 & 2 CHANNEL




ON/OFF 5 CHANNEL



## MOUNTING OPTIONS

WALL MOUNTING



CEILING MOUNTING



\*Dimensions shown in mm (inches)