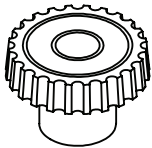


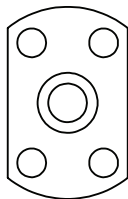
EXTENDED REAR / ACTIVE COOLING KIT

MODELS: SA/XR, SAXR/AC

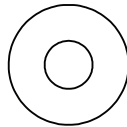
PARTS



4X
Thumb Nut
300-530



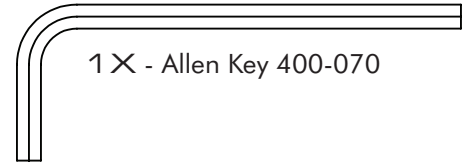
4X
Flat Nut
300-560



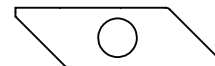
4X
Washer
301-460



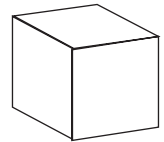
4X
Stud
300-505



1 X - Allen Key 400-070



4X
Drop-in Nut
300-565



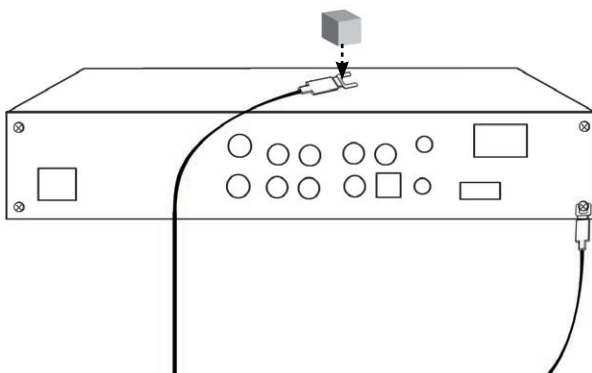
1 X
Magnet

Skip steps 1 and 2 if you are not installing active cooling kit.

1. Attach Thermister

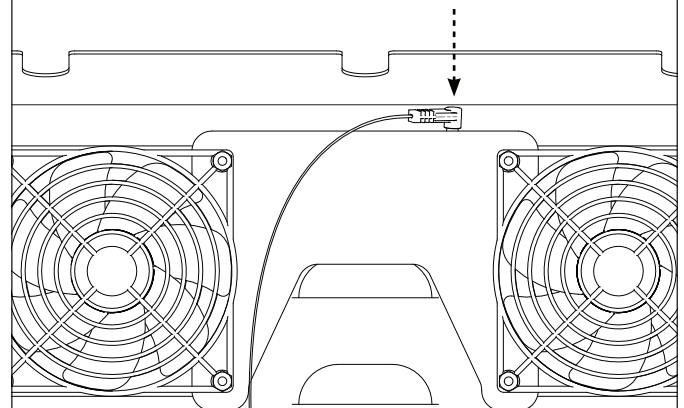
Use supplied Magnetic Cube to hold Thermister in place on top of the hottest piece of equipment closet to the heat source. Consider your "always on components" (i.e. Satellite Receiver, Cable Box).

Note: You can also connect the thermister wire directly to a component. Loosen screw and slip the thermister wire under screwhead and tighten.



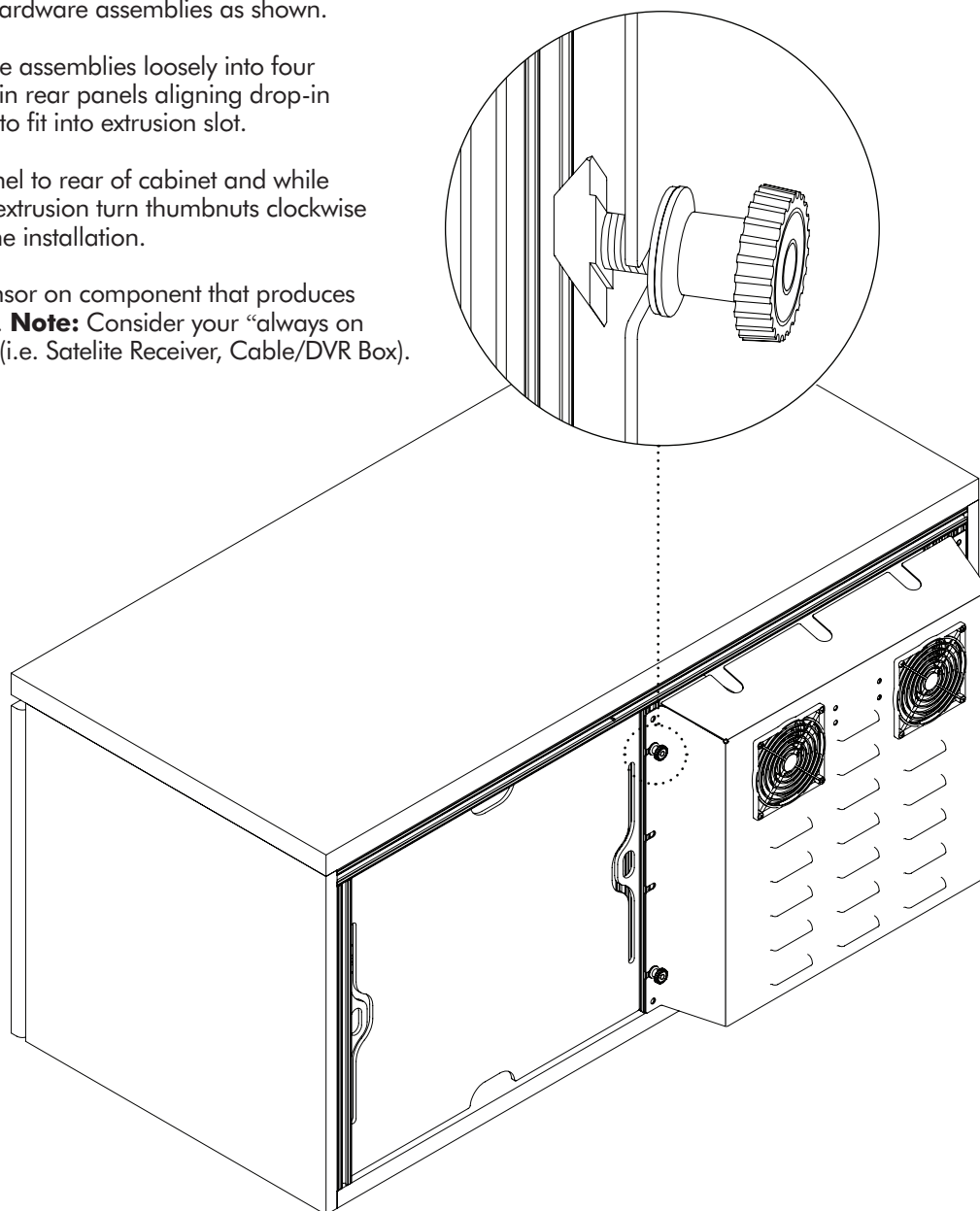
2. AC Adapter

Plug in the AC adapter located on the top right of the circuit board, behind the cover.



3. Install Extended Rear Panel(s)

- A. Complete 4 hardware assemblies as shown.
- B. Slide hardware assemblies loosely into four outward slots in rear panels aligning drop-in nuts vertically to fit into extrusion slot.
- C. Align rear panel to rear of cabinet and while pressing into extrusion turn thumbnuts clockwise to complete the installation.
- D. Place heat sensor on component that produces the most heat. **Note:** Consider your “always on components” (i.e. Satellite Receiver, Cable/DVR Box).



LIMITED WARRANTY

Salamander Designs warrants the Cooling Kit against defects in materials and workmanship for a period of two year from date of purchase. We will repair or replace, at our option, any Cooling Kit which has a defect in materials or workmanship. The product must be properly packaged and returned prepaid with a Salamander Designs return authorization number clearly written on the outside of the shipping carton and with a copy of the bill of sale or Salamander Designs invoice to verify the original purchase date.

Our warranty does NOT apply to:

- 1. Damage caused by improper installation or improper electrical voltage.
- 2. Any product which has been modified.
- 3. Damage caused by corrosion, abrasion, immersion, or severe temperatures.
- 4. Products which have been subject to abuse, misuse, abnormal usage, or accident.

These warranties give you specific legal rights, and are subject to any applicable consumer protection legislation. You may also have additional rights which vary from state to state. No other warranties, expressed, implied, or written, shall apply to this product. Salamander will not be responsible for any consequential or incidental damages, loss of property, revenues, or profit, cost of removal, installation, or reinstallation, personal injury, or for any breach of warranty, regardless of how caused.

