

QUALITY OF LIFE IS DIRECTLY RELATED to Quality of Sleep

We, at Country Bedding Mfg., LLC, are pleased to offer you a large selection of hand-crafted, quality mattress sets. We are a family owned company that has been in operation for over 40 years, since 1981. Being an owner-operated business assures you that we have control over the quality of each mattress that we produce. We feel the personal detail we give to each mattress set can not be surpassed in a large factory setting. We know you will feel confident that you are offering a quality product to your customer that was manufactured in the U.S.A.

We offer a Premium set for the master bedroom, college dorm, bed at the lake, guest bedroom, daybed or a custom size mattress set for that bed Grandma had in the attic. This is a nice selection to offer with bedroom furniture in your retail store.

Our standard line includes eighteen styles to choose from, but we offer special builds on volume orders for colleges, motels, etc.

We strive to use the finest quality components from the spring to the top fabric - giving you a premium set of bedding for years of comfort. We do warranty all our mattresses sold in sets (see warranty).

You are invited to tour our factory and visit our showroom. We would be delighted to show you how our mattresses are built, so that you can see first hand the quality and craftsmanship.

We look forward to doing business with you!

The Miller Family
- Craftsmen



COUNTRY BEDDING MFG., LLC
Your Source For Quality Mattress Sets


2696 S. Carr Road • Apple Creek, OH 44606
Fax: 330-698-3200 • Voice Mail: 330-621-2246

"Trusted Comfort Since 1981"

Wake up from the best sleep of your life

50 SERIES

BASIC MODEL




- 357 coil offset unit
- Innerspring is covered with a heavy fiber pad to prevent pocketing
- 2" soft – medium duty foam
- Two-sided mattress
- Mattress height 10"
- 50 Series is standard with 7" wood foundation

"Trusted Comfort Since 1981"

Wake up from the best sleep of your life

DELUXE

ULTRA FIRM



- 368 coil innerspring, 6 turn, 12½ gauge coils
- Innerspring is covered with Flex-o-net and a heavy fiber pad to prevent pocketing
- A good choice if you are looking for an ultra firm mattress set
- 1¾" high density firm foam
- Two-sided mattress with full edge support
- Mattress height 10½"
- See box spring option page


-
- This Model is also available one-sided
 - One-sided standard with 7" wood foundation

"Trusted Comfort Since 1981"

Wake up from the best sleep of your life

DYNAFLEX

COMFORT REST



- 368 coil innerspring, 6 turn, 12½ gauge coils
- Innerspring is covered with Flex-o-net and a heavy fiber pad to prevent pocketing
- 3¼" high density soft foam, including a layer of convoluted foam
- Firm support, medium soft top mattress
- Two-sided mattress with full edge support
- Mattress height 13½"
- See box spring option page

"Trusted Comfort Since 1981"

Wake up from the best sleep of your life

PILLOW TOP

TRADITIONAL



- 368 coil innerspring, 6 turn, 12½ gauge coils
- Innerspring is covered with Flex-o-net and a heavy fiber pad to prevent pocketing
- 1" high density soft foam
- Firm inner support with 1½" soft pillow top
- Two-sided mattress with full edge support
- Mattress height 11½"
- See box spring option page

"Trusted Comfort Since 1981"

Wake up from the best sleep of your life

PILLOW TOP FIRM

FIRM BACK SUPPORTER



- 368 coil innerspring, 6 turn, 12½ gauge coils
- Innerspring is covered with Flex-o-net and a heavy fiber pad to prevent pocketing
- 2" high density firm foam
- Topped with a 2" medium firm pillow top
- An extra firm mattress with pillow top
- Two-sided mattress with full edge support
- Mattress height 15"
- See box spring option page

"Trusted Comfort Since 1981"

Wake up from the best sleep of your life

PILLOW TOP PLUSH

COUNTRY CLOUD



- 368 coil innerspring, 6 turn, 12½ gauge coils
- Innerspring is covered with Flex-o-net and a heavy fiber pad to prevent pocketing
- 2½" high density soft foam, including a layer of convoluted foam
- Topped with a 2" plush pillow top
- Firm support with a plush pillow top
- Two-sided mattress with full edge support
- Mattress height 15"
- See box spring option page

"Trusted Comfort Since 1981"

Wake up from the best sleep of your life

PRESIDENTIAL PILLOW TOP

HOSPITALITY PREFERRED




- 368 coil innerspring, 6 turn, 12½ gauge coils
- Innerspring is covered with Flex-o-net and a heavy fiber pad to prevent pocketing
- 1½" high density soft foam, including a layer of convoluted foam
- 1" High density firm foam
- Topped with a 1½" plush pillow top
- Firm support with a medium soft pillow top
- Two-sided mattress with full edge support
- Mattress height 14"
- See box spring option page

"Trusted Comfort Since 1981"

Wake up from the best sleep of your life

LATEX EURO TOP

LUXURY REST



- 368 coil innerspring, 6 turn, 12½ gauge coils
- Innerspring is covered with Flex-o-net and a heavy fiber pad to prevent pocketing
- ½" premium quality, firm foam
- 1⅜" latex foam. Latex foam adds that extra luxurious feel
- Topped with a 1½" plush pillow top
- Two-sided mattress with full edge support
- Mattress height 13½"
- See box spring option page


"Trusted Comfort Since 1981"

Wake up from the best sleep of your life

THE ROYAL Collection

PRESTIGE


Padding construction is a layer of firm foam topped with 2" of Ultra Firm, high resilience foam and a 1½" quilted top.



- 368 Coil innerspring, 6 turn, 12½ gauge coils
- Innerspring is covered w/Flex-o-net and heavy insulator pad to prevent pocketing
- Two-sided mattress with full edge support
- See Box spring option page
- Mattress height 15"

PINCETON

Padding construction is a layer of soft foam topped with 2" of SuperSoft high resilience foam and a 1½" quilted top.



KINGSTON

A unique combination of the PRESTIGE AND THE PRINCETON, all-in-one. This design will allow you and your partner to choose the comfort level that is right for you without sacrificing the quality of an innerspring mattress.



When You Display the Kingston,
You Can Sell Three Models off One Display


"Trusted Comfort Since 1981"
Wake up from the best sleep of your life

COMFORT CORE

Collection

CLASSIC REST (firm)

WONDER REST (soft)




A very flexible innerspring option making it a good choice for Adjustable Beds or Traditional Bed.

- Quantum Edge Elite Pocketed Coil forms a firm edge around the Combi-Zone unit that has strategically positioned comfort zones to provide superior support to the hips, back and shoulders.
- This unit is covered with an insulator pad to prevent pocketing.
- Topped with 1½" HR High Resilience foam and 1" quilted top.
- Two sided mattress with Quantum Edge Spring Unit = Firmer Edge
- Mattress height 13½"
- See Box Spring Option Page

ComfortCore® coils feature stress-relieved wire that holds its shape and provides a durable, consistent sleep surface. The wire flexes and conforms to the individual contours of the body for superior comfort and reduced partner disturbance.

Innersprings sleep up to 28% cooler than foam.*



"Trusted Comfort Since 1981"


Wake up from the best sleep of your life

COMFORT CORE

Collection

TRU-SLEEP


A very flexible innerspring option making it a good choice for Adjustable Beds or Traditional Bed.



ComfortCore® coils feature stress-relieved wire that holds its shape and provides a durable, consistent sleep surface. The wire flexes and conforms to the individual contours of the body for superior comfort and reduced partner disturbance.

Innersprings sleep up to 28% cooler than foam.*

- Quantum Edge Elite Pocketed Coil forms a firm edge around the Combi-Zone unit that has strategically positioned comfort zones to provide superior support to the hips, back and shoulders.
- This unit is covered with an insulator pad to prevent pocketing.
- Topped with 1½" Talalay Latex and 1" quilted cover Talalay latex provides superior pressure relief to eliminate pinches and pains that interrupt a good nights sleep.
- Two sided mattress with Quantum Edge Spring Unit = Firmer Edge
- Mattress height 13"
- See Box Spring Option Page



"Trusted Comfort Since 1981"

Wake up from the best sleep of your life

COMFORT CORE

Collection

DIAMOND-SLEEP


A very flexible innerspring option making it a good choice for Adjustable Beds or Traditional Bed.



ComfortCore® coils feature stress-relieved wire that holds its shape and provides a durable, consistent sleep surface. The wire flexes and conforms to the individual contours of the body for superior comfort and reduced partner disturbance.

Innersprings sleep up to 28% cooler than foam.*

- Quantum Edge Elite Pocketed Coil forms a firm edge around the Combi-Zone unit that has strategically positioned comfort zones to provide superior support to the hips, back and shoulders.
- This unit is covered with an insulator pad to prevent pocketing.
- Topped with 2" Hy**PUR**Gel™ and 1" quilted cover Hy**PUR**Gel™ has the resiliency of latex and the pressure relieving conformance of memory foam. Truly taking a super soft surface with superior support to the next level.
- Two sided mattress with Quantum Edge Spring Unit = Firmer Edge
- Mattress height 15"
- See Box Spring Option Page



"Trusted Comfort Since 1981"

Wake up from the best sleep of your life

QUALITY OF LIFE IS DIRECTLY RELATED to Quality of Sleep

And it begins with genuine innerspring support!

INNERSPRING FACTS:

SLEEP COOLER, SLEEP SPRINGS


A test recently conducted by Kansas State University proves that innerspring dissipates heat 28% faster than other sleep surfaces such as visco foam or air. If you sleep cooler you sleep better.

PERSONAL COMFORT

The support of an innerspring sleep set allows your body to relax completely, resulting in deep, restful sleep.

REDUCED PARTNER MOVEMENT

The hinging action of the offset design allows the coils to flex independently, reducing motion transfer and partner disturbance.


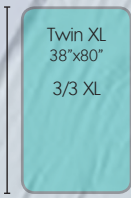

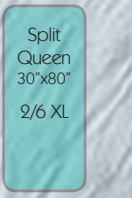
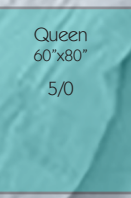
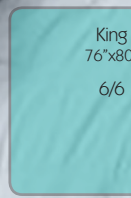
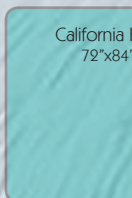


Snap-on Edge Support

We use the snap-on edge support on our innerspring to give your mattress a firmer edge increasing the sleeping surface.

Active Support

The Active Support technology™ of innerspring allows your muscles to relax in a more natural sleep position. The coils adjust instantly to your sleep movements, comforting and supporting your body actively.

 <div>Twin 38"x75" 3/3</div>	 <div>Twin XL 38"x80" 3/3 XL</div>	 <div>Full 53"x75" 4/6</div>	 <div>Split Queen 30"x80" 2/6 XL</div>	 <div>Queen 60"x80" 5/0</div>	 <div>King 76"x80" 6/6</div>	 <div>California King 72"x84"</div>
---	---	---	---	---	---	--

"Trusted Comfort Since 1981"

Wake up from the best sleep of your life

QUALITY OF LIFE IS DIRECTLY RELATED to Quality of Sleep

And it begins with genuine innerspring support!





Low Profile

True-Flex® Box Spring – 5"



Regular Height

Sigma-Flex® Module – 7½"



Split Box Springs Options

- Half Full 2 pc. add \$50 to set price • Half Queen (2/6 XL) 2 pc. add \$50 to set price
- Half King (3/3 XL) 2 pc. std. for King no extra charge

Sigma-Flex™ Module & Low Profile True-Flex®

have long been recognized as the ultimate in box spring support. Each firm flexing module is locked into a wire grid top then stapled at the bottom of each spring to a wood frame. A genuine box spring actually adds to the comfort and life of the entire sleep set. The Sigma-Flex™ high quality modular spring system is designed to provide proper load distribution and support for increased bedding comfort and longer unit life. Sigma modules feature a limited deflection design with six working torsion bars for impact resistance and proper contouring to body weight.

Active Durability

A module box spring actually flexes with your mattress lending additional posturizing support to the entire sleep surface unlike a solid wood foundation or platform.

BOX SPRING FACTS:

LONGER MATTRESS LIFE

The Active Durability of a genuine box spring absorbs shock transferred from the mattress much like the shock absorbers of a luxury vehicle. Whereas, a solid wood or hard platform can lead to harsh pressure points pushing back at your body, causing discomfort and lack of sleep.

SIGN OF A PREMIUM SLEEP SET

A module box spring is a sure sign of a premium quality sleep set, built to deliver a comfortable nights sleep for years to come.

"Trusted Comfort Since 1981"

Wake up from the best sleep of your life

5, 10 YEAR LIMITED WARRANTY

The quality components built into every mattress and box spring set we manufacture allows us to offer a limited warranty of up to 10 years. (other than cover)

In the event a mattress and /or box spring need to be repaired or replaced * due to manufacture or material defect within the first year, it will be done at no charge. **

After the first year, if any replacement or repair* is required due to manufacture or material defect it will be based on prorated terms.

The mattress is designed to be used with a matching box spring equaling a sleep set.

NO warranty on mattress only

NO warranty on queen and king sets used on bed frames without proper center support.

BODY IMPRESSION

Body impression is considered normal wear due to the layers of padding settling, however, a mattress that was purchased with a matching box spring will be repaired or replaced* if it has a body impression 1" or greater.

Flipping and rotating your mattress will extend the life of the mattress set.

The manufacturer reserves the right to refuse service when the product appears to have been abused.

STYLES COVERED BY 10 YEAR WARRANTY

- All two-sided 368 coil style sets
- Two-sided memory foam set
- Talalay Latex Collection Set (one-sided)
- Two-Sided Pocketed Coil Sets

STYLES COVERED BY 5 YEAR WARRANTY

- All 312 and 357 coil style sets
- All one-sided sets

*At the manufacturers option

** Consumer is responsible to return to place of purchase at consumers expense. (Any transportation costs)

Our products are in compliance with 16 CFR 1633

