

MONOGRAM BAR REFRIGERATOR WITH ICEMAKER

ZIBS240NSS



When ordering this product,
be sure to use the model number
associated with the chosen handle.



Statement handle
ZXGPIH1PWSS

Minimalist handle
ZXGPIH1CPSS

MINIMALIST HANDLE

Model is shown with the Minimalist handle, which needs to be ordered separately. To order this handle use model number ZXGPIH1CPSS.



DIGITAL TOUCH CONTROLS

Provide precise temperature settings for cooling all types of fresh foods and beverages, and an LED display allows easy viewing of temperatures

STATEMENT AND MINIMALIST COLLECTION REFRIGERATOR HANDLES (SOLD SEPARATELY)

Designed to enhance choice and customization, Statement and Minimalist Collection refrigerators do not come with handles. Handles must be chosen separately and ordered through a Monogram representative

AUTOMATIC ICEMAKER WITH REMOVABLE ICE BIN

Makes up to 8 pounds of ice per day

SPACIOUS INTERIOR WITH REMOVABLE SPILLPROOF GLASS SHELVES AND CLEAR LEXAN CRISPER

Provides a spacious 5.4 cu. ft. capacity that can hold a platter as large as 18" x 18."

FULL-EXTENSION WINE RACKS

Accommodates beverages and fresh foods of all types and sizes, and puts them all within easy reach

SOFT INTERIOR LED LIGHTING

Automatically illuminates when the door is open, but can be activated by an internal on/off switch

CONVENIENT 24" CONFIGURATION

Is fully finished on all sides to allow installation virtually anywhere in the home

FLUSH INSTALLATION CAPABLE

SABBATH MODE

Designed to disable functions in accordance with Sabbath-observing practices



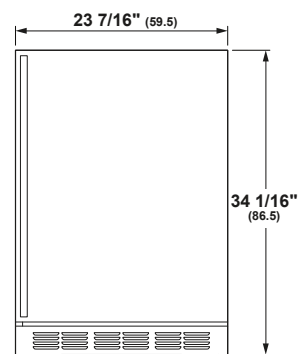
SPECIFICATIONS

Overall Width	23 7/16" (59.5 cm)
Overall Height	34 1/16" (86.5 cm)
Overall Depth	23 3/8" (59.3 cm)
Door Clearance	9 3/8" (23.8 cm) @ 110° 2" (5.1 cm) @ 90°
	23 7/8" (60.6 cm) door length
Overall Capacity	4.25 cu. ft.
Minimum Cabinet Width	24" (610mm)
Minimum Cabinet Depth	24" (61.0 cm)
Cutout Width	23 7/8" (606 mm)
Cutout Height	34 1/2" (87.6 cm) Min 35" (88.9 cm) Max
Electrical Requirements	2.0 A
Voltz/Hertz/Amps	120 V, 60 Hz, 15 or 20 amp circuit
Shipping Weight	144 lb (65.5 kg)

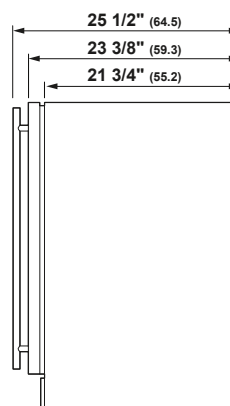
ATTENTION ELECTRICIAN:

A 115 volt 60Hz, 15 or 20 amp power supply is required. An individual properly grounded branch circuit or circuit breaker is recommended. Install a properly grounded 3-prong electrical receptacle recessed into the back wall.

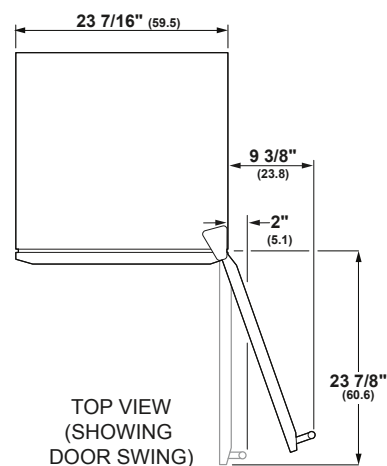
OVERALL DIMENSIONS



FRONT VIEW



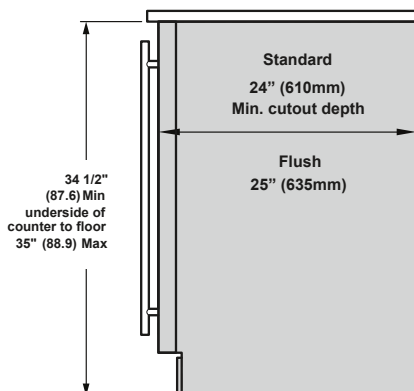
SIDE VIEW



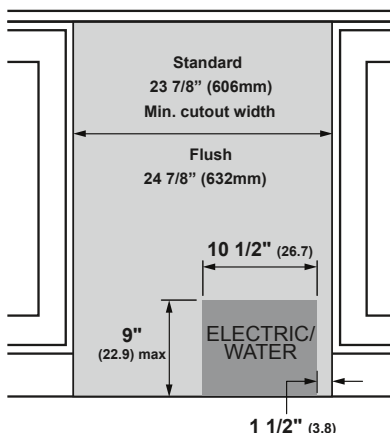
Dimensions in parentheses are in centimeters unless otherwise noted. Actual product dimensions may vary due to manufacturing tolerances.

INSTALLATION

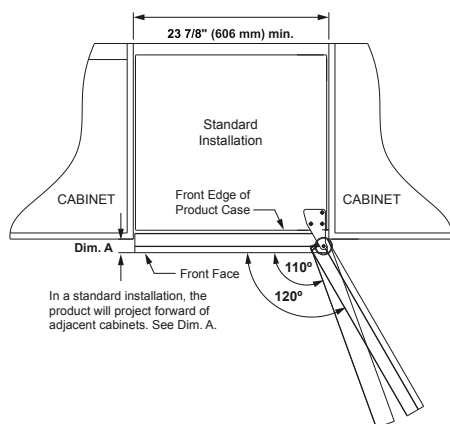
INSTALLATION CUTOUT SIDE VIEW



INSTALLATION CUTOUT FRONT VIEW

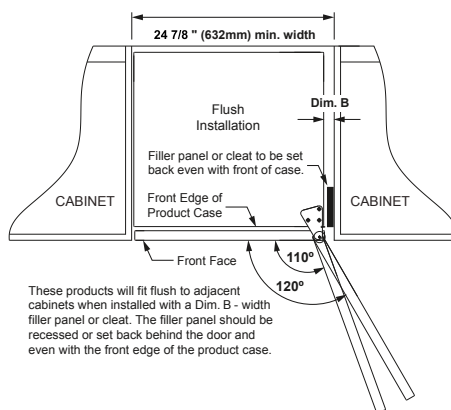


REFRIGERATION MODULES, TOP VIEW



PRODUCT
ZIBS240

DIM. A
1"



PRODUCT
ZIBS240

DIM. B
1 1/8"

NOTES

Please see **Installation Instructions** for detailed instructions and information

- **Installation Space**
This module can be installed beneath a countertop or can be free-standing

For a standard installation of stainless steel unit: The product must be installed so that the front face will project 1" forward of adjacent cabinets.

- For a flush installation of stainless steel unit: Install a 1 1/8" wide filler strip on the hinge side. The width of the opening must be 24 7/8" min. wide. See installation instructions for details.

- **Location Requirements:** All Monogram Refrigeration Modules may be closed in on the top and sides as long as the front is unobstructed for air circulation and door swing.

Do not install these products where the temperatures will go below 55°F (13 C) or above 90° F (32 C).

Products must operate from separate properly grounded receptacles. These products are not designed to be stacked one over the other.

See installation instructions for side-by-side information.