

CLA-020-512 SERVED WITH A TWIST

CARACOLE CLASSIC

1 of 2

ASSEMBLY INSTRUCTIONS

PLEASE UNPACK ALL PARTS AND CHECK AGAINST PARTS LIST ON THIS INSTRUCTION SHEET BEFORE DISCARDING PACKING AND CARTON!!



Move the case to right position then assembly the anti-tip restraint and glass shelf.

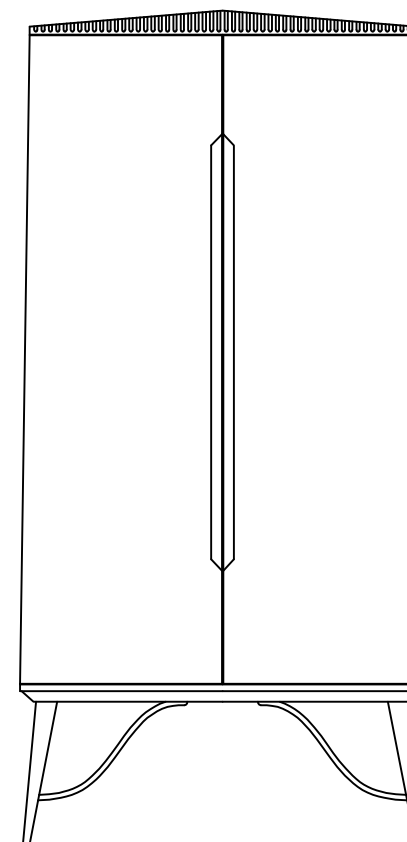
Please be noted that the pull-out tray is removable!!!

*** NOTE KEEP THIS SHEET!!! ***

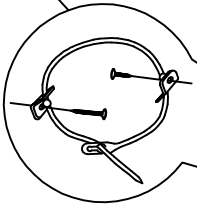
In the unlikely event that you would need a replacement part for your furniture, please contact your local authorized Caracole International dealer. If you need replacement hardware quickly, it could be purchased from your local hardware store.

CLA-020-512 GET A HANDLE ON IT		
Part Description	Part No.	QTY
Adjustable Floor Glides	CLA-020-261-2075	4
Removable Pull-out Tray	CLA-020-512-20156	1
Drawer Guide	CLA-020-512-20147	3set
Anti-tip Restraint	CLA-020-261-20157	1
Glass shelf	CLA-020-512-2028	2
Large Knob	CLA-020-512-2085	2
Medium Knob	CLA-020-512-2084	2
Small Knob	CLA-020-512-2083	1
Continuous Hinge	CLA-020-512-2005	4
RTA Hardware	CLA-020-261-2001	1
Light	CLA-020-261-2008	1

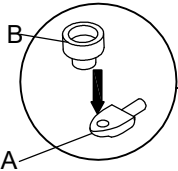
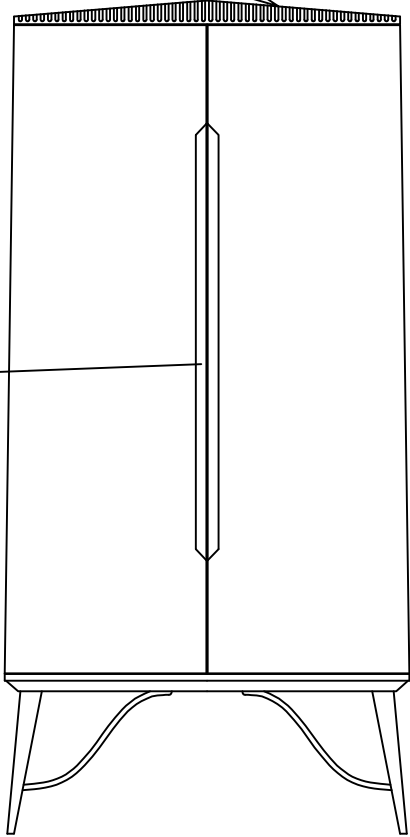
RTA Hardware Hardware List			Q'ty
A		Shelf Support with Hole	8
B		Clear Bumper	8



Anti-tipping Restraint



Large Knob

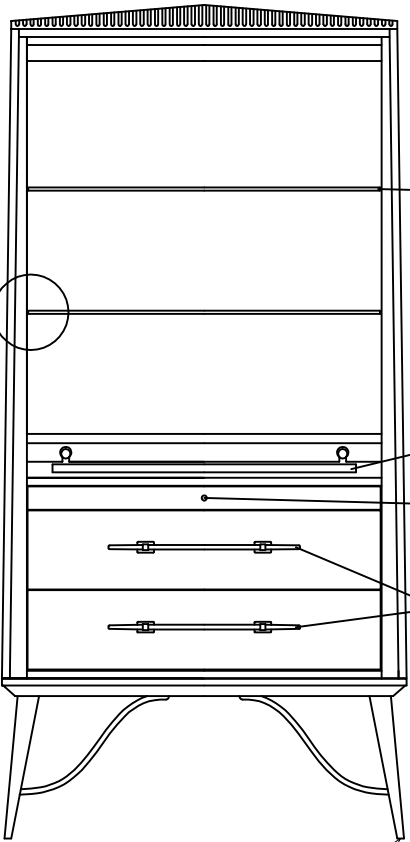


Glass shelf

Removable pull-out tray

Small Knob

Medium Knob



Adjustable Floor Glide