

ASSEMBLY INSTRUCTION

MADE IN VIETNAM

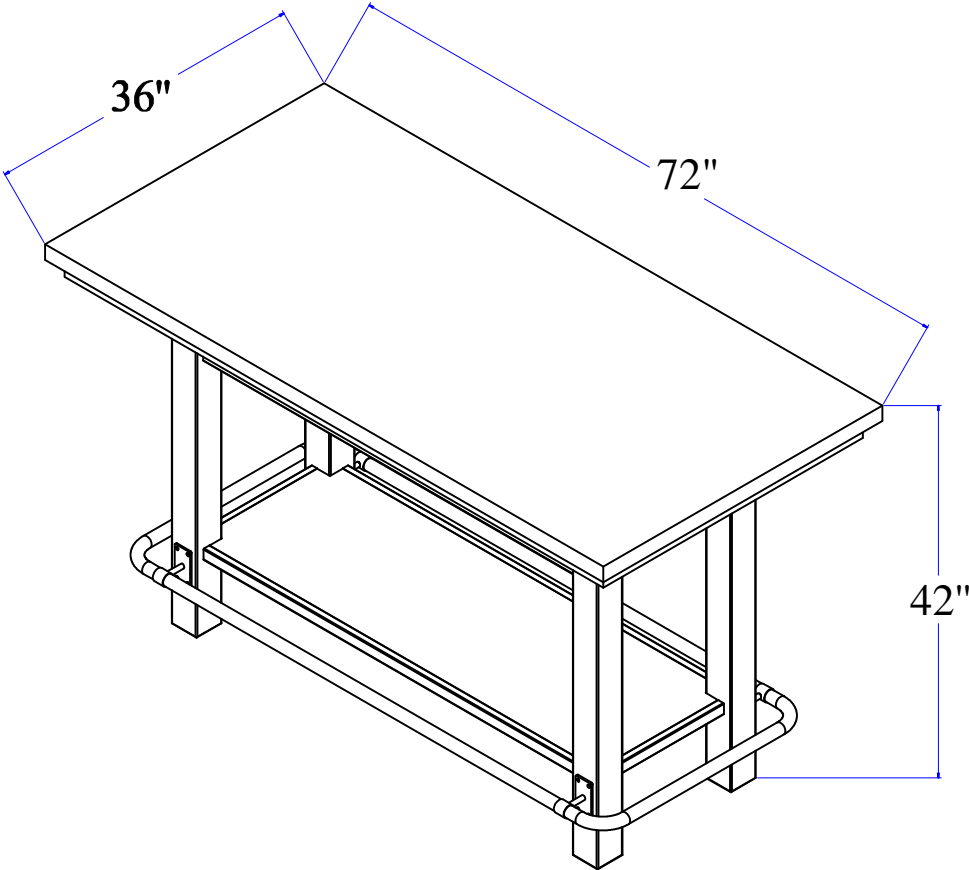
D360-13 STORAGE BAR TABLE

Thank you for purchasing this quality product. Be sure to check all packing materials carefully for small parts that may have come loose inside the carton during shipment.



Before you start assembly: Please read all instructions carefully before beginning the assembly process. It is recommended that 2 people work together during assembly to prevent personal injury and to ensure that heavy or cumbersome parts are not damaged during the process.

CAUTION: For your safety, this product requires two people to lift.

Assembled Dimensions



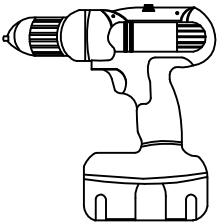
20 MINUTES



APPROXIMATE ASSEMBLE TIME

2 PERSON

REQUIRED ASSEMBLY SPACE

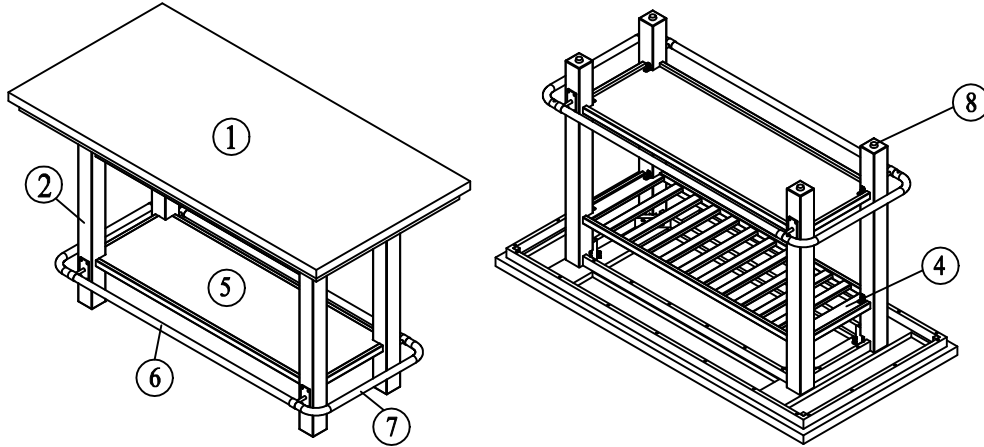


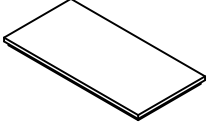
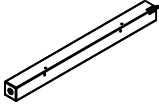
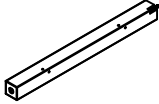

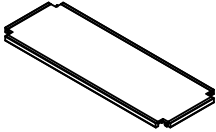
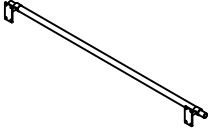
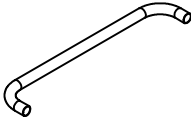


RECOMMENDED ASSEMBLY TOOLS

NOT PROVIDED

ITEM NO. : D360-13 STORAGE BAR TABLE

PART LIST

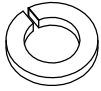


NO.		PART LIST	QTY
(1)		Top Panel EHF # N/A	1
(2)		R Leg EHF # PD360-13RLEG	2
(3)		L Leg EHF # PD360-13LLEG	2
(4)		Upper Shelf EHF # PD360-13SLTSHELF	1
(5)		Bottom Panel EHF # PD360-BTMSHELF	1
(6)		Metal Rod Footrest EHF # PD360-13FTRST	2
(7)		U-shaped Metal Footrest EHF # PD360-13UFTRST	2
(8)		Leveler EHF # PD360-FTLVLR	4
(9)		Clips EHF PD360-13SHLFCPLS	8

ITEM NO. : D360-13 STORAGE BAR TABLE

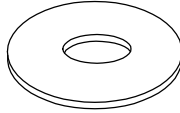
HARWARE LIST EHF # PD360-13HDWR

A



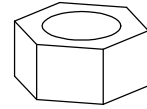
8X
Ø 5/16"*12*2mm
SPRING WASHER

B



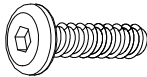
8X
Ø 5/16"*19*2mm
FLAT WASHER

C



8X
Ø 5/16"*12mm
HEX NUT

D



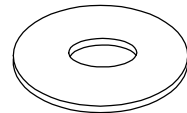
12X
Ø 1/4"*19mm
LONG BOLT

E



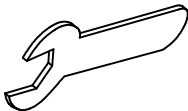
12X
Ø 1/4"*10*2mm
SPRING WASHER

F



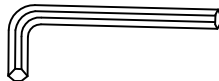
12X
Ø 1/4"*16*2mm
FLAT WASHER

G



1X
Ø 5/16"
OPEN WRENCH

H



1X
M4*59mm
"L" ALLEN KEY

I



16X
Ø 8*38mm
SCREW

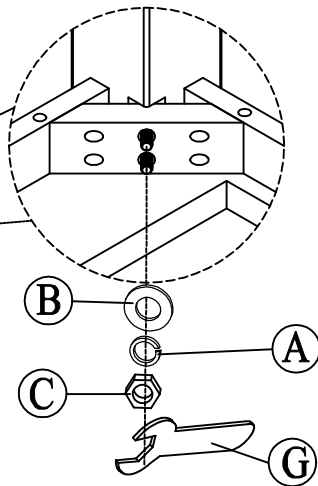
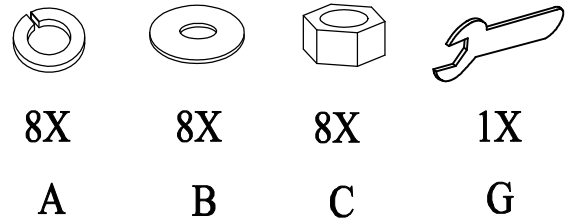
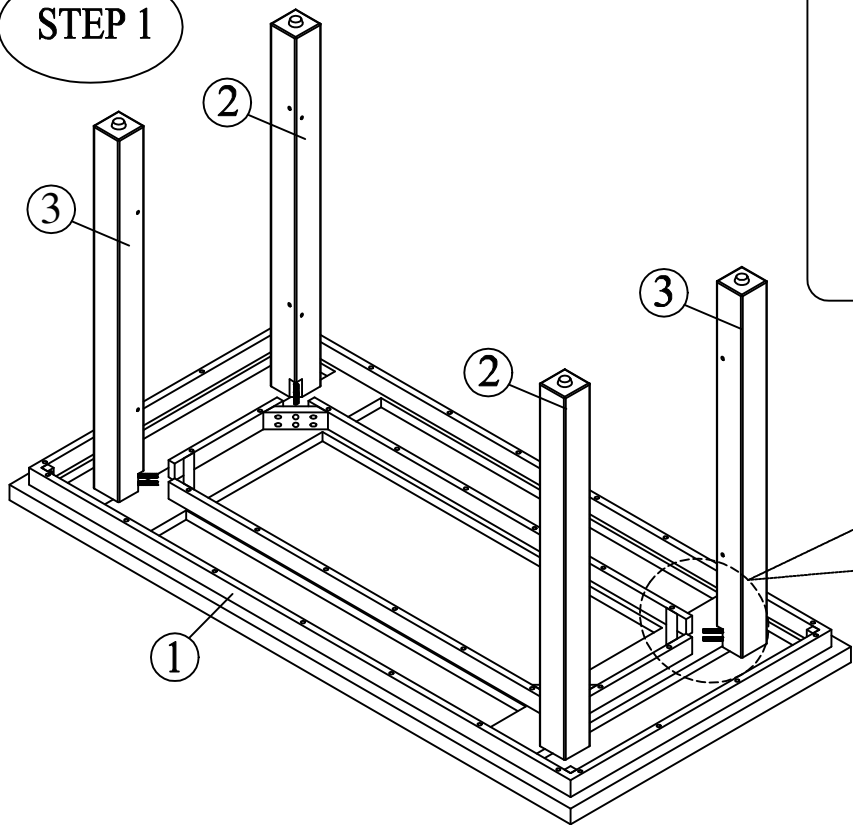
J



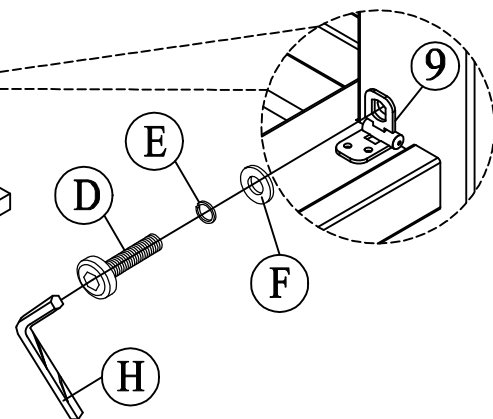
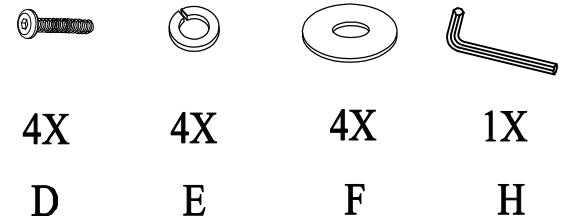
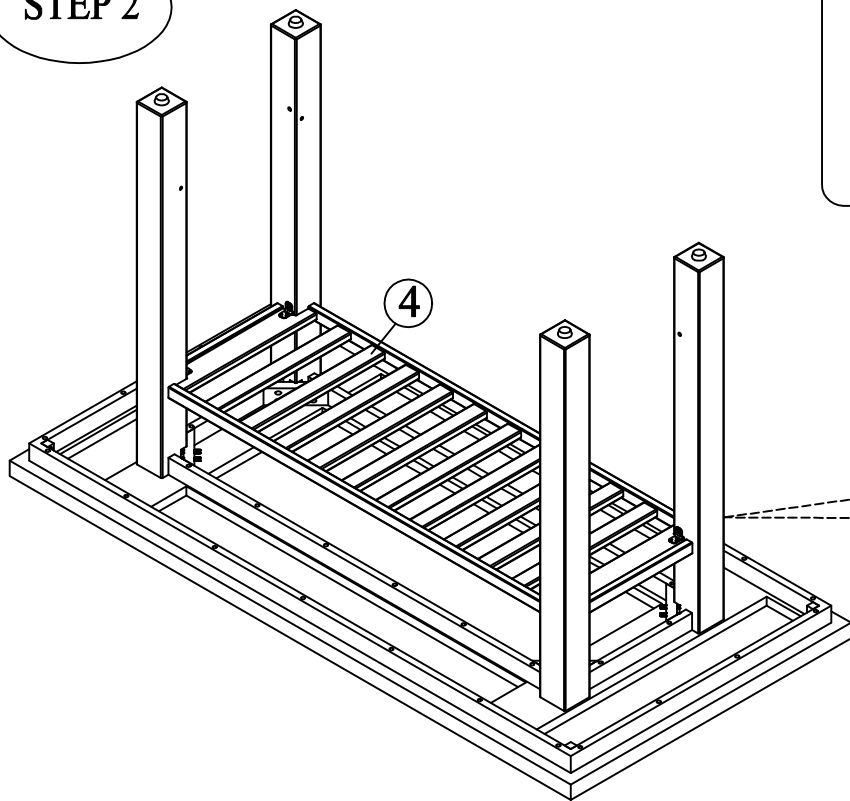
1X
M4*100mm
"STRAIGHT" ALLEN KEY

ITEM NO. : D360-13 STORAGE BAR TABLE

STEP 1

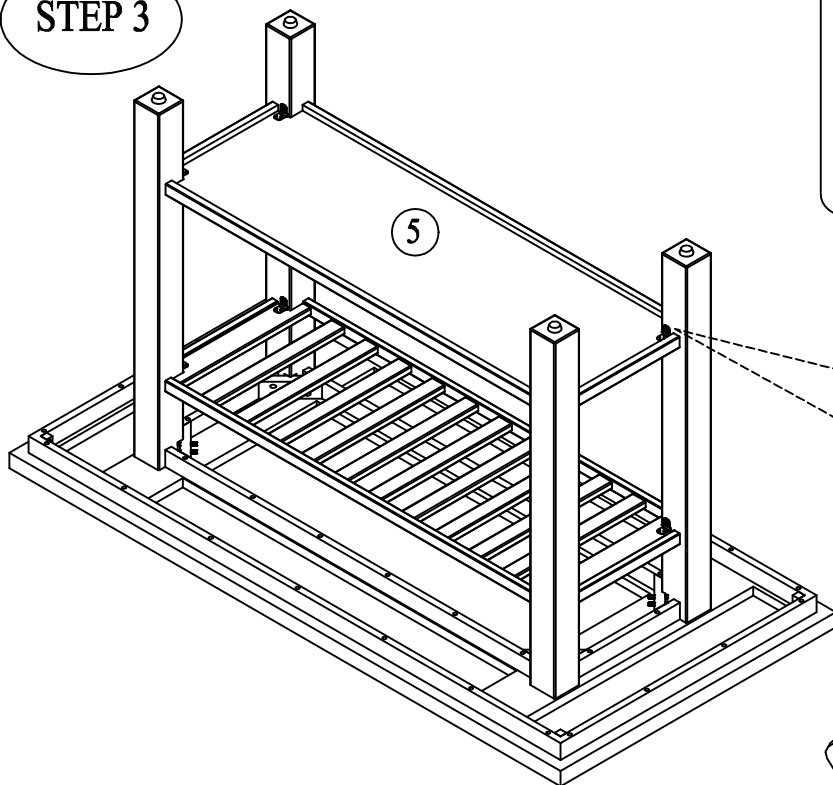


STEP 2



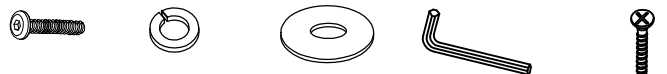
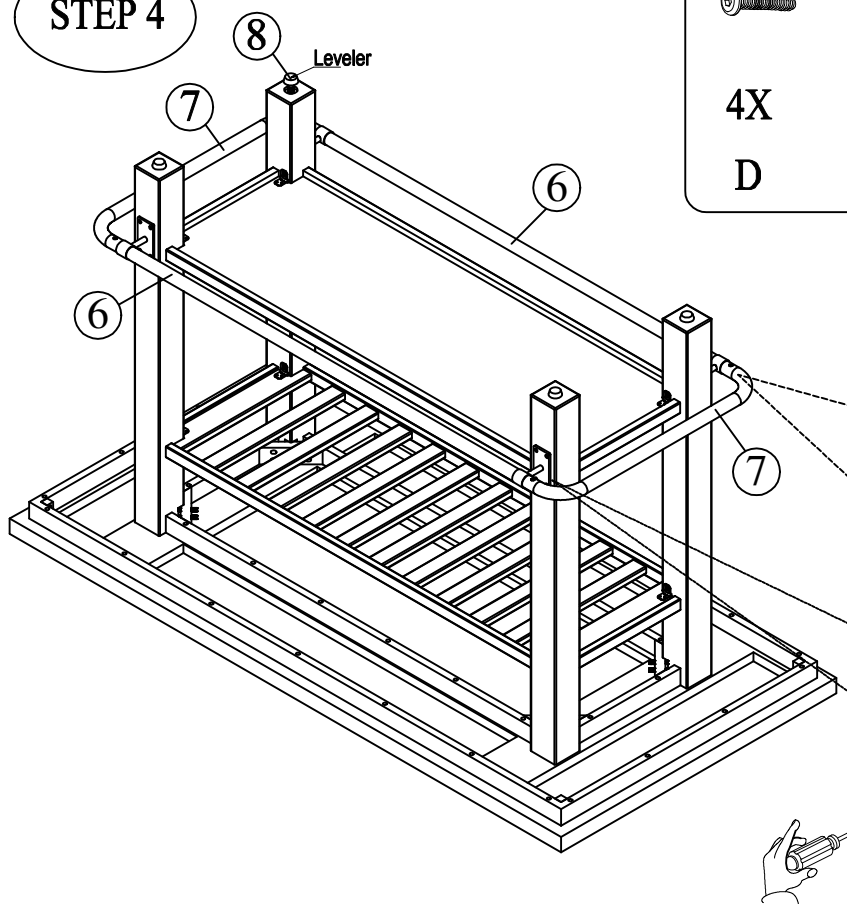
ITEM NO. : D360-13 STORAGE BAR TABLE

STEP 3



4X	4X	4X	1X
D	E	F	H

STEP 4



4X	4X	4X	1X	16X
D	E	F	H	I

ITEM NO. : D360-13 STORAGE BAR TABLE

STEP 5

