



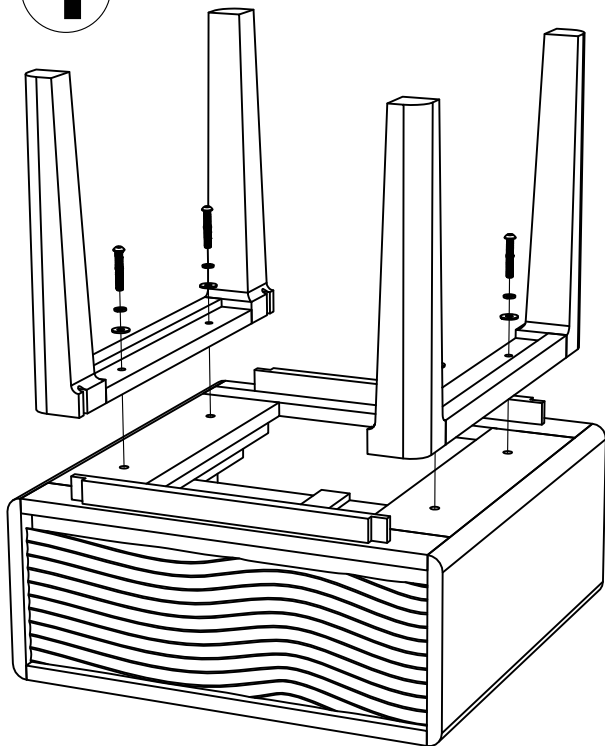
# ASSEMBLY INSTRUCTIONS

I-MIX-C022

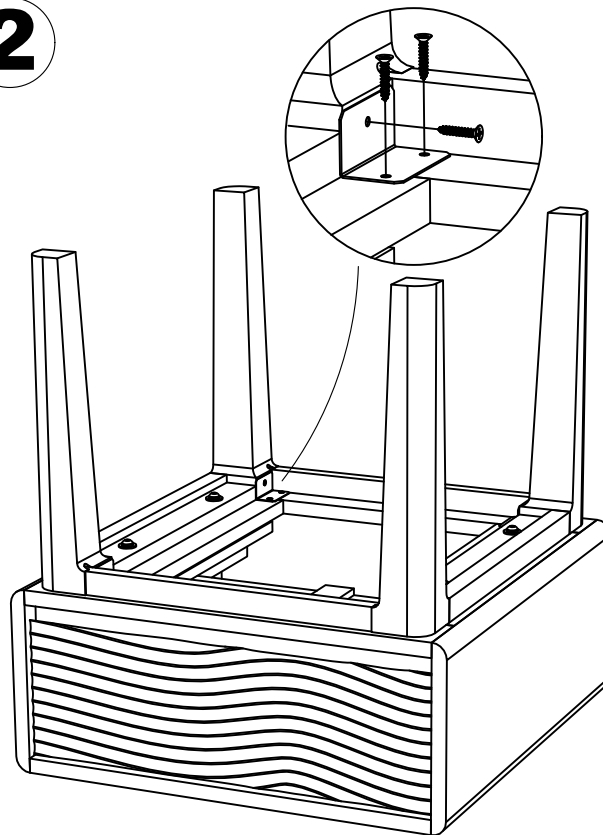
PRODUCT IMAGE SHOWN IS FOR ILLUSTRATIVE PURPOSES ONLY, SHOULD NOT BE TAKEN AS REFERENCE POINT

## BASE

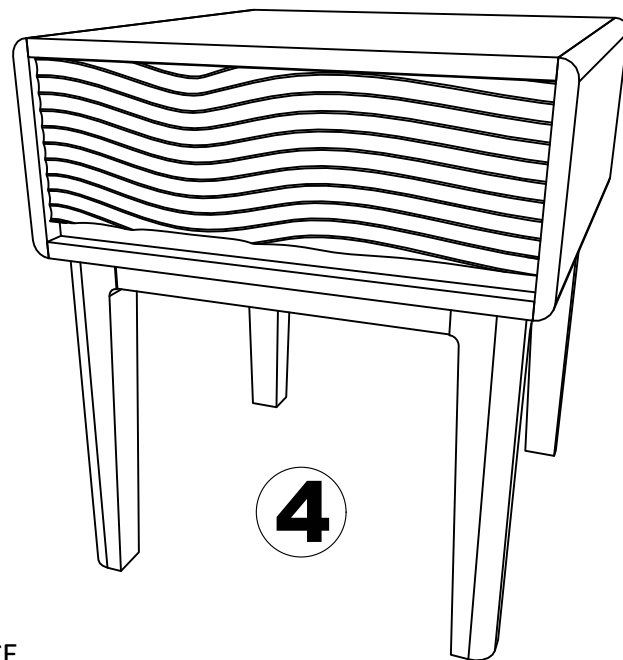
1



2



HARDWARE	
DESCRIPTION	PCS
ALLEN KEY $\frac{3}{16}$	1
HEX SOCKET BUTTON HEAD $\frac{5}{16} \times 1 \frac{1}{2}$ "	4
LOCK WASHER $\frac{5}{16}$	4
METAL BRACKET	4
FLAT HEAD SCREW $8 \times 1$	12



4

## INSTRUCTIONS

1. WITH HELP, TURN FACE DOWN THE TOP IN A CLEAN SURFACE.
2. PLACE THE LEGS, MATCHING THE SCREWS TO THE PRE-DRILLED HOLES AND FITTING IN THE TAB.
3. SCREW THE METAL BRACKETS TO EACH LEG.
4. ASK FOR HELP TO TURN THE TABLE IN TO THE RIGHT POSITION.