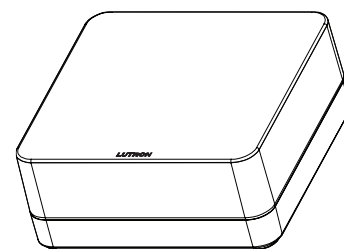


Lutron® Smart Bridge and Lutron® Smart Bridge PRO

The Smart Bridge and Smart Bridge PRO allow for setup, control, and monitoring of Caséta® Wireless devices and Lutron® wireless shades from a smartphone or tablet using the Lutron® App¹.



Lutron® Smart Bridge and
Smart Bridge PRO

Features	Smart Bridge	Smart Bridge PRO
Supports up to 50 wireless devices (Caséta® Wireless dimmers, plug-in dimmers, and switches, Pico® remote controls, wireless shades). Smart Bridge/Smart Bridge PRO counts as one device.	√	√
Programmed via the Lutron® App (available for iOS® and Android™).	√	√
Scene control via the Lutron® App.	√	√
Timeclock scheduling of daily events via the Lutron® App.	√	√
Connects to Wi-Fi router via Ethernet.	√	√
Local device operation will continue to function if internet connection is lost or Smart Bridge/Smart Bridge PRO is powered down or not communicating.	√	√
System access from anywhere in the world using the Lutron® App.	√	√
Supports Caséta® Wireless devices, Serena® shades, and Pico® remote controls.	√	√
Control outside the app via widgets (iOS® and Android™).	√	√
Supports Geofencing from the Lutron® App.	√	√
Control from <i>Apple Watch</i> .	√	√
Supports <i>Siri</i> and <i>Apple HomeKit</i> technology. ²	√	√
Supports Sivoia® QS Triathlon® and select Sivoia® QS Wireless shades (venetian and horizontal sheer blinds are not supported).		√
Integration with select A/V and security systems (see www.casetawireless.com/integration for details).		√

Models Available

L-BDG2-WH 5 V== 300 mA (Lutron® Smart Bridge)

L-BDGPRO2-WH 5 V== 300 mA (Lutron® Smart Bridge PRO)

¹ The Lutron® App is required for setup and use with the Smart Bridge/Smart Bridge PRO. The Lutron® App is compatible with iOS® devices version 6.0 or later and Android™ devices 4.0 or later.

² HomeKit requires an iPhone, iPad, or iPod touch with iOS 8.1 or later. Controlling HomeKit-enabled accessories from home also requires an Apple TV (3rd generation or later) with Apple TV software 7.0 or later. Smart Bridge enables plug-in lamp dimmers to work with HomeKit technology. See CasetaWireless.com/Support for more details.

iOS is a registered trademark of Cisco in the U.S. and other countries and is used under license. Android is a trademark of Google Inc.

Apple, Apple TV, iPad, iPod touch, iPhone, and Siri are registered trademarks and Apple Watch and HomeKit are trademarks of Apple Inc., registered in the U.S. and other countries.

SPECIFICATION SUBMITTAL

Job Name: <input type="text"/>	Model Numbers: <input type="text"/>	
Job Number: <input type="text"/>	<input type="text"/>	<input type="text"/>

Specifications (Smart Bridge/Smart Bridge PRO)

Regulatory Approvals

- cULus Listed
- NOM certified
- FCC approved. Complies with the limits of a Class B digital device, pursuant to Part 15 of the FCC rules
- IC certified
- COFETEL certified

Power

- 5 V \equiv 300 mA
- Power Supply (included): 5 V \equiv 1000 mA, cable length 6 ft (1.83 m)

Typical Power Consumption

- Lutron® Smart Bridge: 1.3 W
- Lutron® Smart Bridge PRO: 1.3 W
- Test Conditions: LED on, Ethernet cable plugged in, powered by the 5 V \equiv adapter

Environment

- Ambient operating temperature: 32 °F to 104 °F (0 °C to 40 °C)
- 0% to 90% humidity, non-condensing
- Indoor use only

Communications

- All devices must be located within 30 ft (9 m) of Smart Bridge/Smart Bridge PRO
- System devices operate on frequencies between 431.0 MHz to 437 MHz
- Internet connection required for initial setup and to maintain system date/time and receive periodic firmware updates

Protection

- Tested to withstand electrostatic discharge without damage or memory loss in accordance with IEC 61000-4-2
- Tested to withstand surge voltages without damage or loss of operation, in accordance with IEEE C62.41-1991

Power Failure Memory

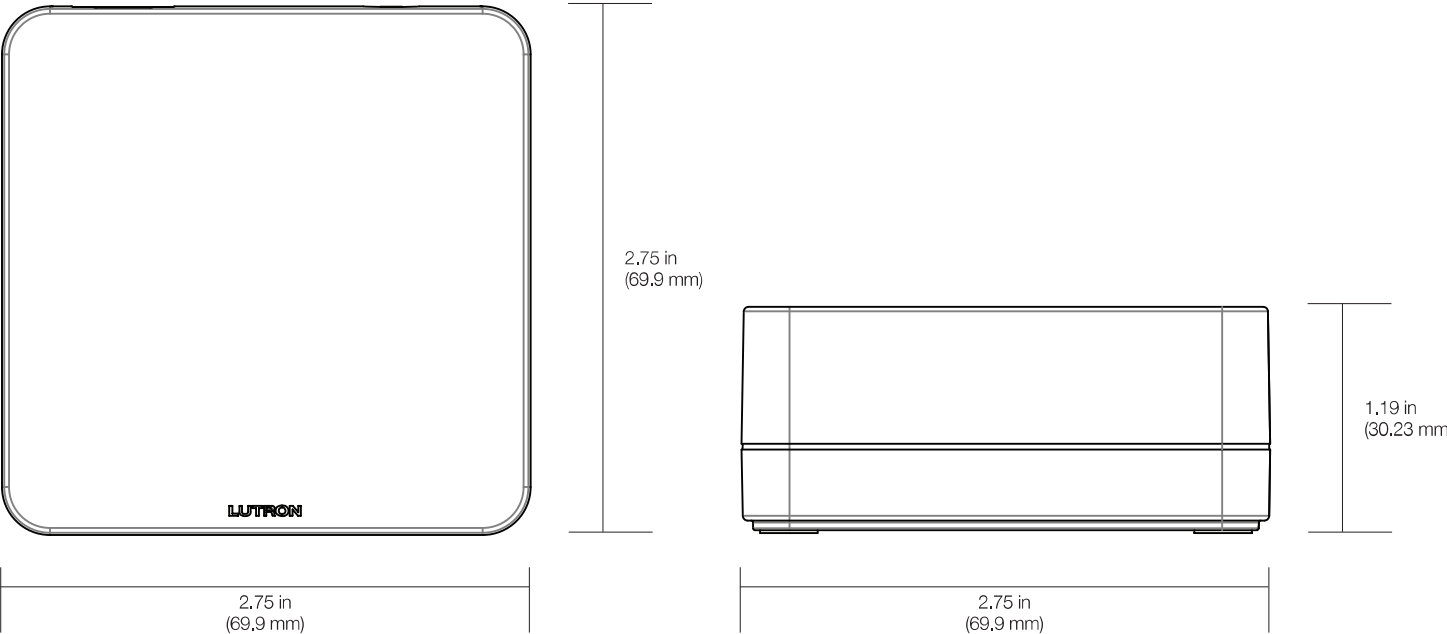
- Should power be interrupted, the Smart Bridge/Smart Bridge PRO will return to its previous state when power is restored

Connections

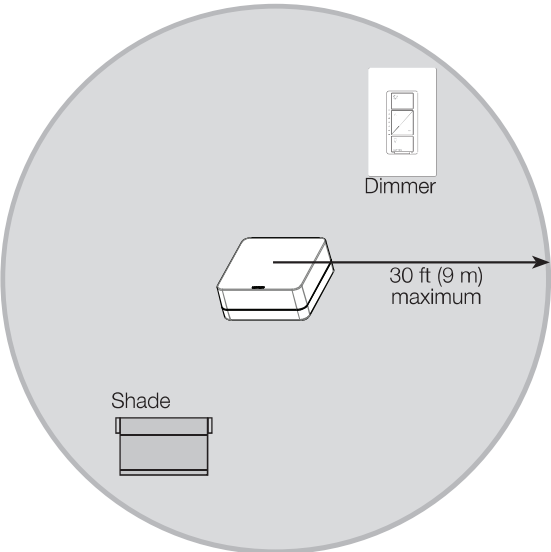
- Ethernet - 3 ft (0.92 m) cable included (for internet and Lutron® App connection)
- USB (power only)

Job Name:	Model Numbers:		
<input type="text"/>	<input type="text"/>	<input type="text"/>	
Job Number:	<input type="text"/>	<input type="text"/>	<input type="text"/>

Dimensions (Smart Bridge/Smart Bridge PRO)



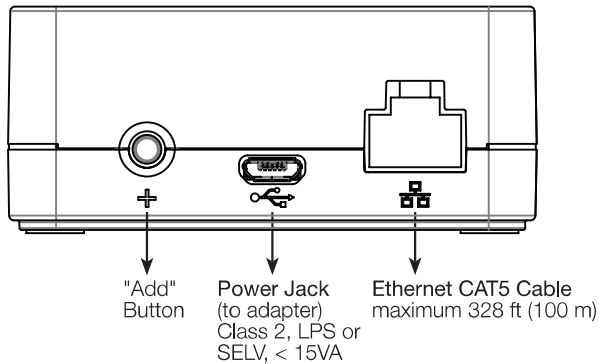
RF Range (Smart Bridge/Smart Bridge PRO)



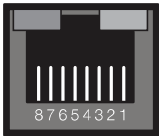
All devices must be located within 30 ft (9 m) of Smart Bridge/Smart Bridge PRO

Connections (Smart Bridge and Smart Bridge PRO)

Back View



Ethernet Pin Numbering



Ethernet	Pin #
T+Ve	1
T-Ve	2
R+Ve	3
R-Ve	6

Job Name:	Model Numbers:	
<input type="text"/>	<input type="text"/>	<input type="text"/>
Job Number:	<input type="text"/>	<input type="text"/>