

2218RGL

18" Glass Door Refrigerator • 2000 Series



STAINLESS
FRAME



INTEGRATED
FRAME (STAINLESS
HANDLELESS PANEL)*



INTEGRATED
FRAME

FEATURES & BENEFITS

PERFORMANCE	<ul style="list-style-type: none">• Volume of 3.6 cu ft holds up to 79 bottles (12 oz) or 123 cans (12 oz)• Digital Touch Pad Control is conveniently located on upper face of unit• Temperature range: 34°F - 45°F• Convection cooling system rapidly and efficiently takes items to the set temperature
INTERIOR/EXTERIOR	<ul style="list-style-type: none">• Black interior is illuminated with LED lighting that automatically turns off when the door is closed• Three adjustable tempered glass shelves with 11 height positions• Full-extension, slide-out crisper drawer is removable for easy cleaning• LowE coated, argon gas filled triple thermopane glass door provides protection from harmful UV light• Stainless steel handle (7/8" diameter)• The door swing is field reversible and is shipped right-hand hinged
INTEGRATION	<ul style="list-style-type: none">• Robust, concealed and covered hinges with built-in door stop and closer• Integrated model requires 3/4" custom panel of your choice, or can accept U-Line Euro Style Handleless Stainless Panel Accessory (must be ordered separately)• Fixed grille can accept an integrated toe-kick• Four independently adjustable leveling legs provide a precise undercounter fit

MODEL DETAILS

Model	Voltage/Hz	Door Swing	Finish	Shipping Weight
U-2218RGLS-00B	115 / 60	Field Reversible	Stainless Frame	120 lb
U-2218RGLINT-00B	115 / 60	Field Reversible	Integrated Frame	118 lb

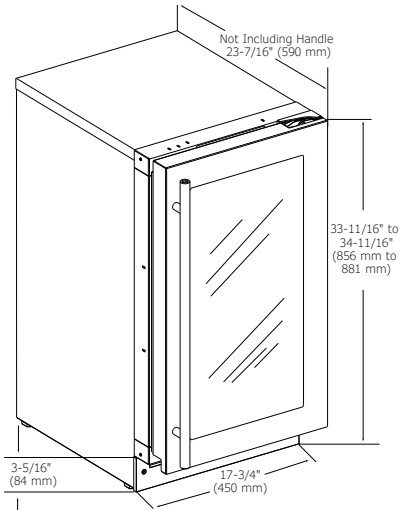
ACCESSORIES

Model	Description	Finish	Shipping Weight
ULASHP18FRAME*	Stainless Handleless Panel Frame	Stainless	6 lb

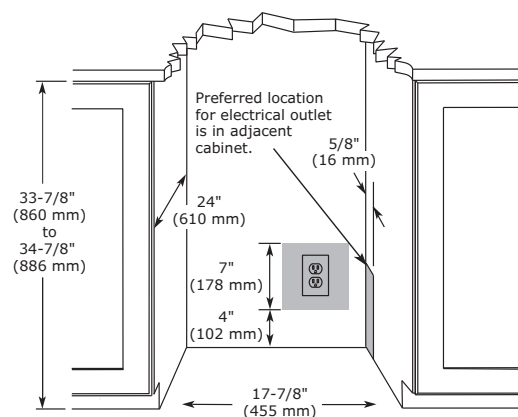
*Installs on integrated models.

DIMENSIONS

Dimensions shown apply to all finishes, including Integrated (INT) models with 3/4" integrated panel/frame installed.



CABINET CUT-OUT



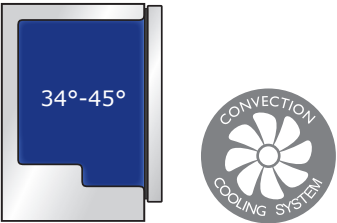
INSTALLATION NOTES

- When installing adjacent to wall, ensure 2 1/2" clearance on hinged side for 90° door opening, allowing ample room for door handle.
- No additional clearance around sides, top or rear of unit is needed for ventilation.
- Do not obstruct front grille air flow.

SPECIFICATIONS

Model	2218RGL
Amps: Running	1.2
Capacity: Bottle (12 oz)	79
Capacity: Can (12 oz)	123
Capacity: Volume (cu ft)	3.6
Control Type	Digital Touch Pad
Dimensions: Product Depth	23 7/16" / 590 mm
Dimensions: Product Height	33 11/16" / 856 mm
Dimensions: Product Width	17 3/4" / 450 mm
Energy Consumption: Avg. Per Year	260 kWh
ENERGY STAR	ENERGY STAR / Tier 1
Panel Height	30" / 762 mm
Panel Thickness	3/4" / 20 mm
Panel Type	2 3/4" / 70 mm Frame Panel
Panel Width	17 5/8" / 445 mm
Product Weight: Max	111 lb
Refrigerant Type	R600a
Sabbath (Star K Certified)	Yes
Temperature Range	34°F - 45°F

COOLING SYSTEM



ELECTRICAL REQUIREMENTS

This unit requires a grounded, polarized 115 VAC, 60 Hz, 15 A power supply (normal household current).



Please visit u-line.com to view this model's User Guide & Service Manual. All Specifications are subject to change without notice.