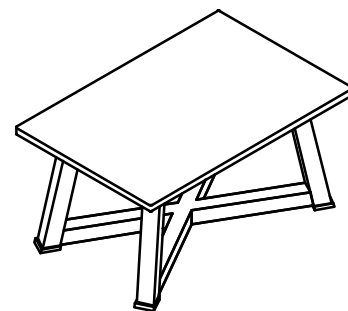


Warning :

- Be sure to check all packing material carefully for small parts, which may have come loose inside the carton during shipment.
- To prevent possible scratches and damage, this furniture **MUST BE ASSEMBLED BY TWO PEOPLE** on a soft surface such as a blanket or carpet.

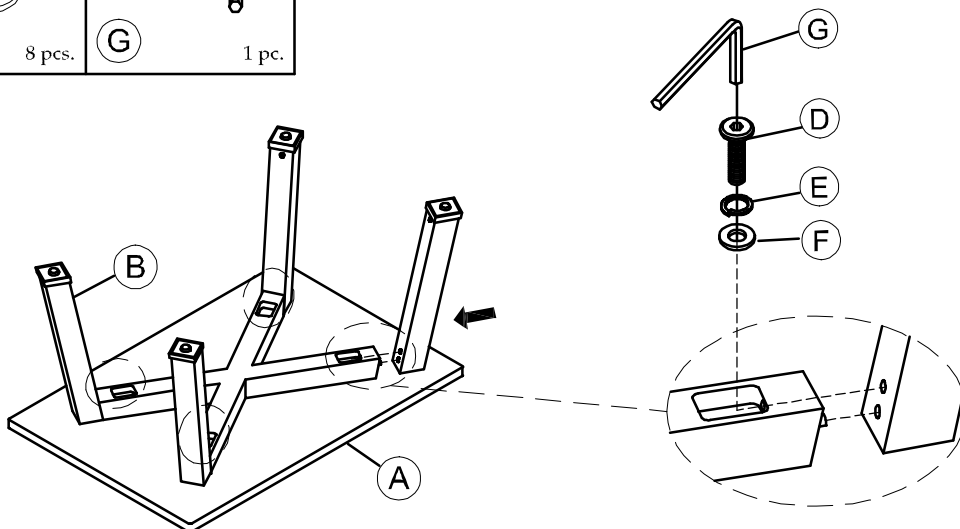


#11302
Large Cocktail Table

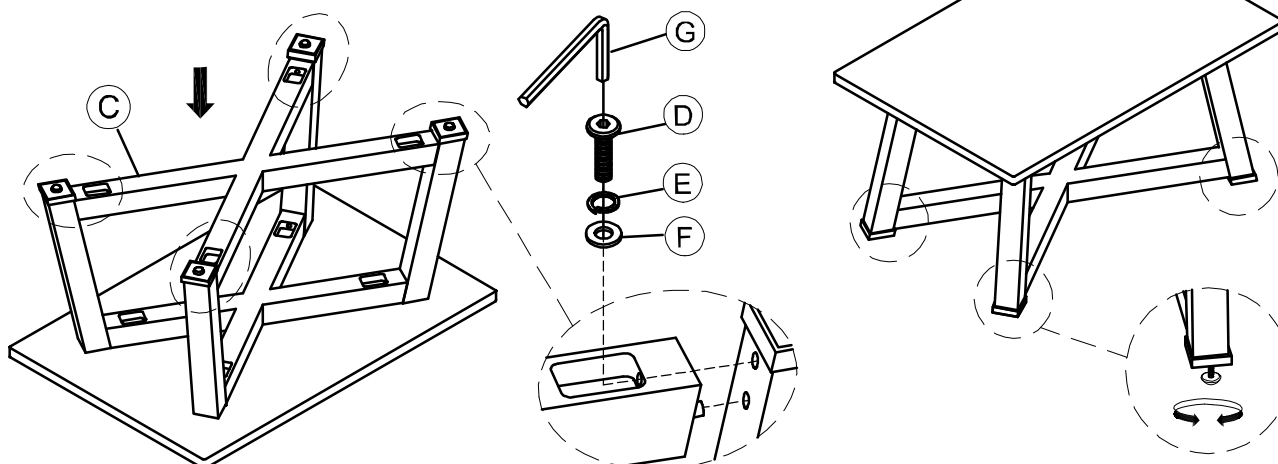
Components and Hardware List

<p>Top Assembly</p> <p>A 1 pc.</p>	<p>Leg</p> <p>B 4 pcs.</p>	<p>Stretcher</p> <p>C 1 pc.</p>	<p>Allen Head Bolt 5/16" x 2"</p> <p>D 8 pcs.</p>	<p>Spring Washer 5/16"</p> <p>E 8 pcs.</p>
<p>Flat Washer 5/16" x 3/4"</p> <p>F 8 pcs.</p>	<p>4 mm Allen Key</p> <p>G 1 pc.</p>			

Step 1 : Do not fully tighten the bolts



Step 2 : Using the Allen key to tighten all bolts



Adjustable leveler 4 pcs