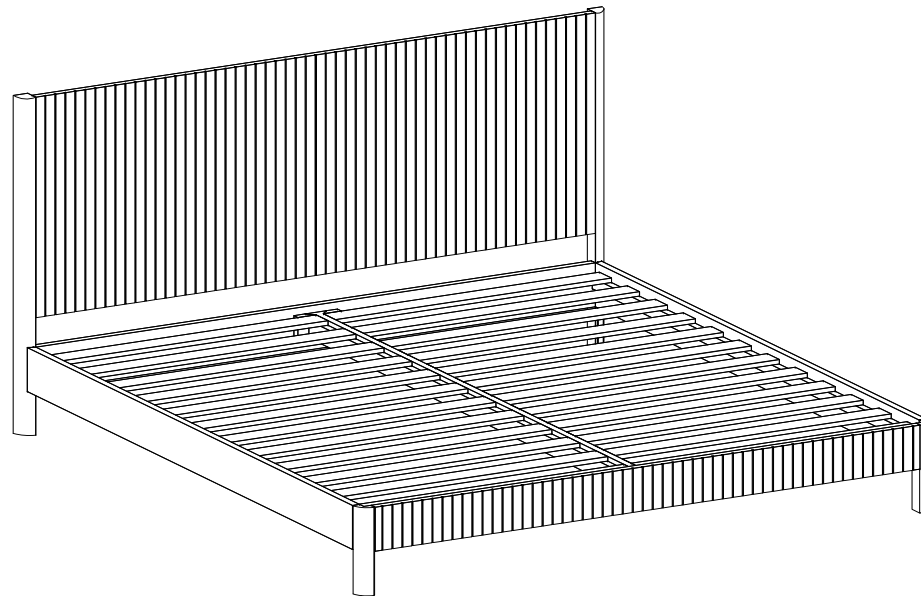


MOE'S

h o m e c o l l e c t i o n

ASSEMBLY INSTRUCTIONS.







POVERA QUEEN BED OAK
JD-1060-24









THANK YOU FOR YOUR PURCHASE!

PARTS AND HARDWARE

Parts List

| NO. | DESCRIPTION | IMAGE | QTY. |
|-----|----------------|---|------|
| A | Headboard |  | 1x |
| B | Side Rail |  | 2x |
| C | Foot Board |  | 1x |
| D | Center Support |  | 1x |
| E | Center Leg |  | 1x |
| F | Slate Set |  | 2x |

Hardware List

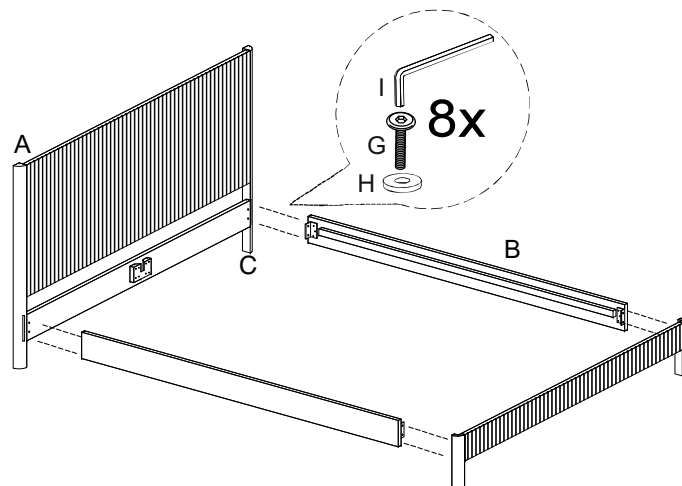
| NO. | DESCRIPTION | IMAGE | QTY. |
|-----|----------------------------|---|------|
| G | Allen Bolt (20x8mm) |  | 8x |
| H | Washer (8mm) |  | 10x |
| I | Allen Key (5mm) |  | 1x |
| J | Allen Key (6mm) |  | 1x |
| K | Socket Head Bolt (125x8mm) |  | 1x |
| L | Hex Nut (8mm) |  | 1x |

NOTES.

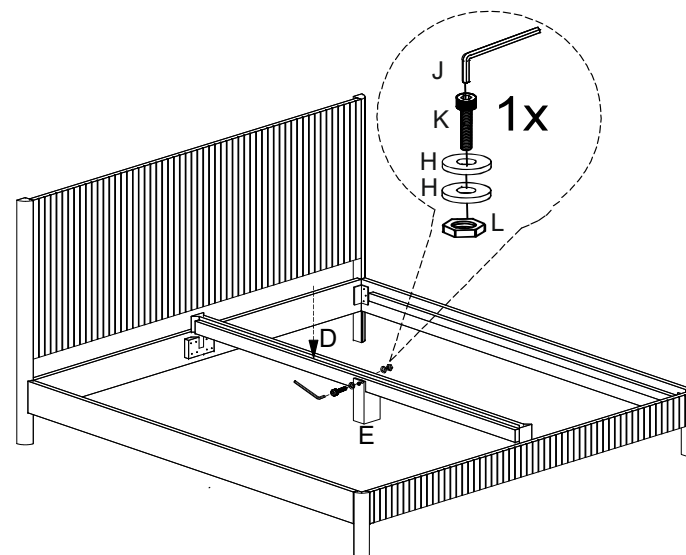
Thank you for purchasing this quality product! Be sure to check all packing material carefully for small part that may have come loose inside the carton shipping.

CAUTION: The item is heavy, assembly should be performed by four people.

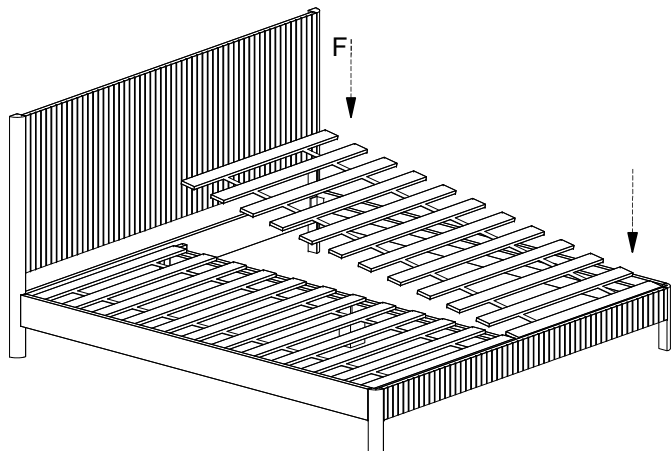
STEP 1.



STEP 2.



STEP 3.



STEP 4.

