

Search the Catalog



Search for Availability



Graystorm Full Panel Bed

SKU - B2405B13 (PCB2405-55,PCB2405-86) | Status - Current

General Dimensions: Metric ☐
57" W x 79.25" D x 57" H

Weight : 90 lbs. | **Cube** : 3.81 ft

Style: Casual

Showroom: Signature Design


Division: Signature Casegoods

Color: Brown Gray


Size




Queen



King



Full



Twin

 **2 Available to Ship by** : Oct 24, 2024

PRODUCT DESCRIPTION

Combining a casual aesthetic with functional flair, this full panel bed suits styles from rustic to industrial. The headboard's slatted panel design has an easygoing character that's sure to please. Dressed in a chic weathered gray hue, it brings a charmingly curated vibe to bedtime.

- Includes panel headboard/footboard and rails
- Made with engineered wood (MDF/particleboard/plywood) and decorative laminate for the right balance of affordability and durability
- Weathered gray finish over replicated oak grain
- Decorative laminate replicates natural or man-made material surfaces with consistent color, pattern and texture
- Foundation/box spring required, sold separately
- Mattress available, sold separately

- Minor assembly required

DIMENSIONS

☐ General Dimensions: Metric

57" W x 79.25" D x 57" H

Inches	: 57" W x 79.25" D x 57" H	Carton: Inches Express Shipped: Inches	Unit of Measure: EA
		Weight : 90 lbs.	Qty Per Carton: 1
		Cubes : 3.81 ft	
		UPC	

Weight : 90 lbs. | Cube : 3.81 ft

Get To Know Us

Customer Care

Get Inspired

Copyright © 2024 Ashley Furniture Industries, LLC

[Website Information](#)

[Privacy](#) | [Legal Notices and Terms of Use](#)

Need Technical Support
[Click here to Contact Us](#)