

ABWC1622SS
**24" FULL SIZE,
DUAL ZONE WINE CELLAR**

AVIVA



CONTROLS AND FUNCTIONS

Temperature zone(s)	Dual zone
Temperature range	
Upper Zone:	5°C - 12°C (41°F - 54°F)
Lower Zone:	12°C - 18°C (54°F - 65°F)
Control	Soft-touch electronic control
Lighting	Blue LED light strips with two modes (on/off and sensor-based when the door opens)
Door	Field-reversible with tubular pro handle and concealed door hinge
Door Open Alarm	Yes
Shelves	13 wooden shelves with stainless steel fronts, full extension
Sabbath Mode	Yes (Disables lights, displays and alarms for 96 hours max.)

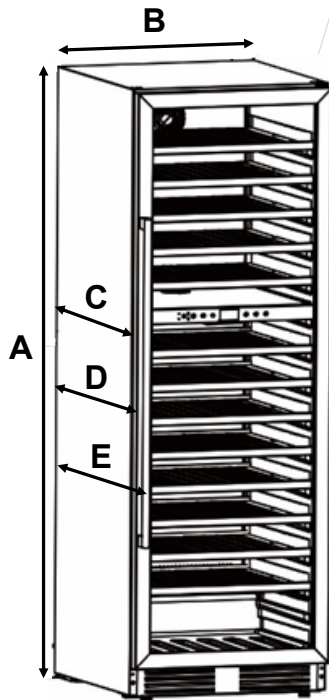
SPECIFICATIONS AND DIMENSIONS

Dimensions	23 1/2" (W) x 26 5/8" (D) x 69 5/8" (H)
Capacity	162 bottles (standard Bordeaux size)
Door	UV treated glass door with stainless steel finish
Installation	Built-in or freestanding
Electrical Requirements	115V / 60Hz, 15 or 20A fuse
Warranty	2 years parts and labor 3 additional years on sealed system (parts only)
UPC code	628173080799

ABWC1622SS 24" FULL SIZE, DUAL ZONE WINE CELLAR

AVIVA

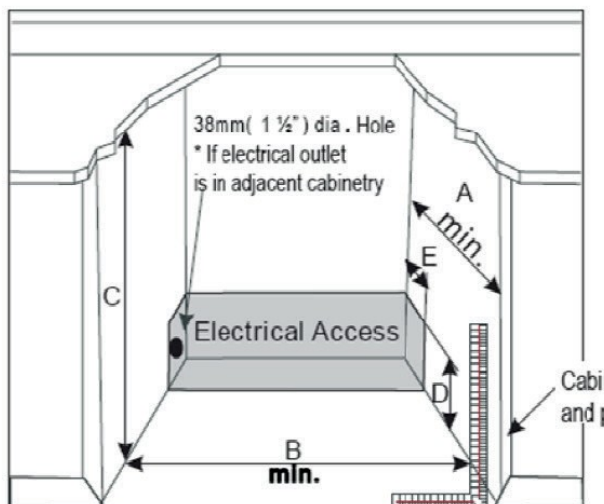
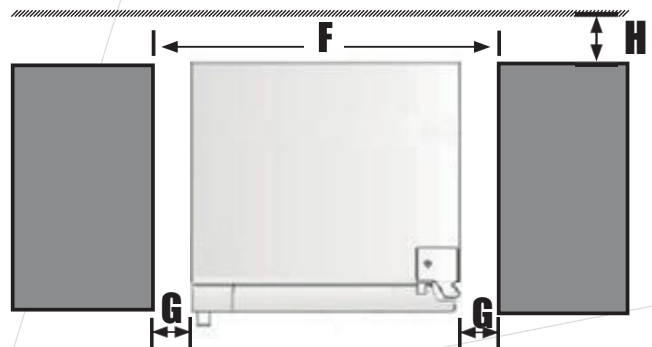
DIMENSIONS



Product dimension		Inches
A	Product height	69 $\frac{5}{16}$ "
B	Product width	23 $\frac{1}{2}$ "
C	Product depth (Excluding door)	24 $\frac{13}{16}$ "
D	Product depth (Including door without handle)	26 $\frac{9}{16}$ "
E	Product Depth (Including door and handle)	28 $\frac{5}{16}$ "
Cabinet opening		
F	Width - Door flush installation	26 $\frac{9}{16}$ "
Minimum Clearance		
G	Side clearance - Flush with door - Full door rotation	$\frac{1}{4}$ "
H	Rear clearance	2"

INSTALLATION

Flush fit installation



A	726mm (min. 28 $\frac{5}{16}$ ")
B	607.7mm (24")
C	1766.35mm (69 $\frac{9}{16}$ ")
D	152mm (6")
E	51mm (2") 25 mm (1") if electrical outlet is in adjacent cabinetry