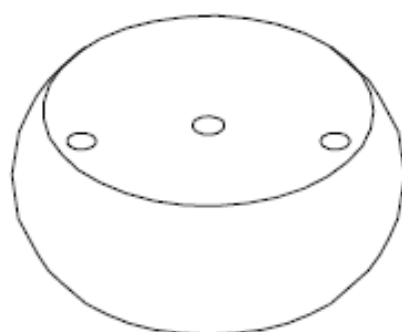


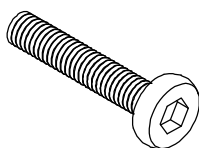


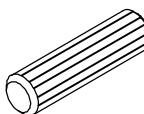


Bun Foot

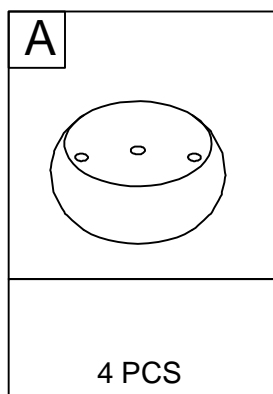
CF0101



HARDWARE LIST

1	2	3	4
			
HEX SOCKET HEAD BOLT 4 PCS	FLAT WASHER 4 PCS	SPRING WASHER 4 PCS	WOOD DOWEL 8 PCS

PART LIST



step 1. Insert Wood Dowel (4) into two pre-drilled side holes on Bun Foot A. Attach bun foot to cabinet bottom, insert Hex Socket Head Bolt (part#1) with Spring Washer (part#3) and Flat Washer (part#2) through Bun Foot A. Turn bolts clockwise with Allen Wrench until tight.

