



# TIMBERLEAF

## GOLD

MATTRESS HEIGHT: 16.5"



### centi(GR)ade COOLING STRIPS

Perfectly positioned graphite strips remove excess body heat to achieve a naturally comfortable temperature

### ADAPTIVE FOAM

Next generation memory foam, temperature does not affect ability to support

### ULTRA PLUSH FOAM

Reduces pressure points while maintaining plush support

### FULL BODY SURROUND®

Edge support system on all sides provides an edge-to-edge sleeping surface

### PATENTED MOTION SEPARATION FOAM

Isolates partner's movement to provide the best in undisturbed sleep

### MEMORY FOAM


Responsive comfort layer that reduces pressure

### PLUSH QUILTED POLY GEL FOAM

Cooling resilient foam provides pressure relief support

### TRI-TECH MEMORY FOAM

Infused with copper, silver, graphite, and gel to dissipate heat

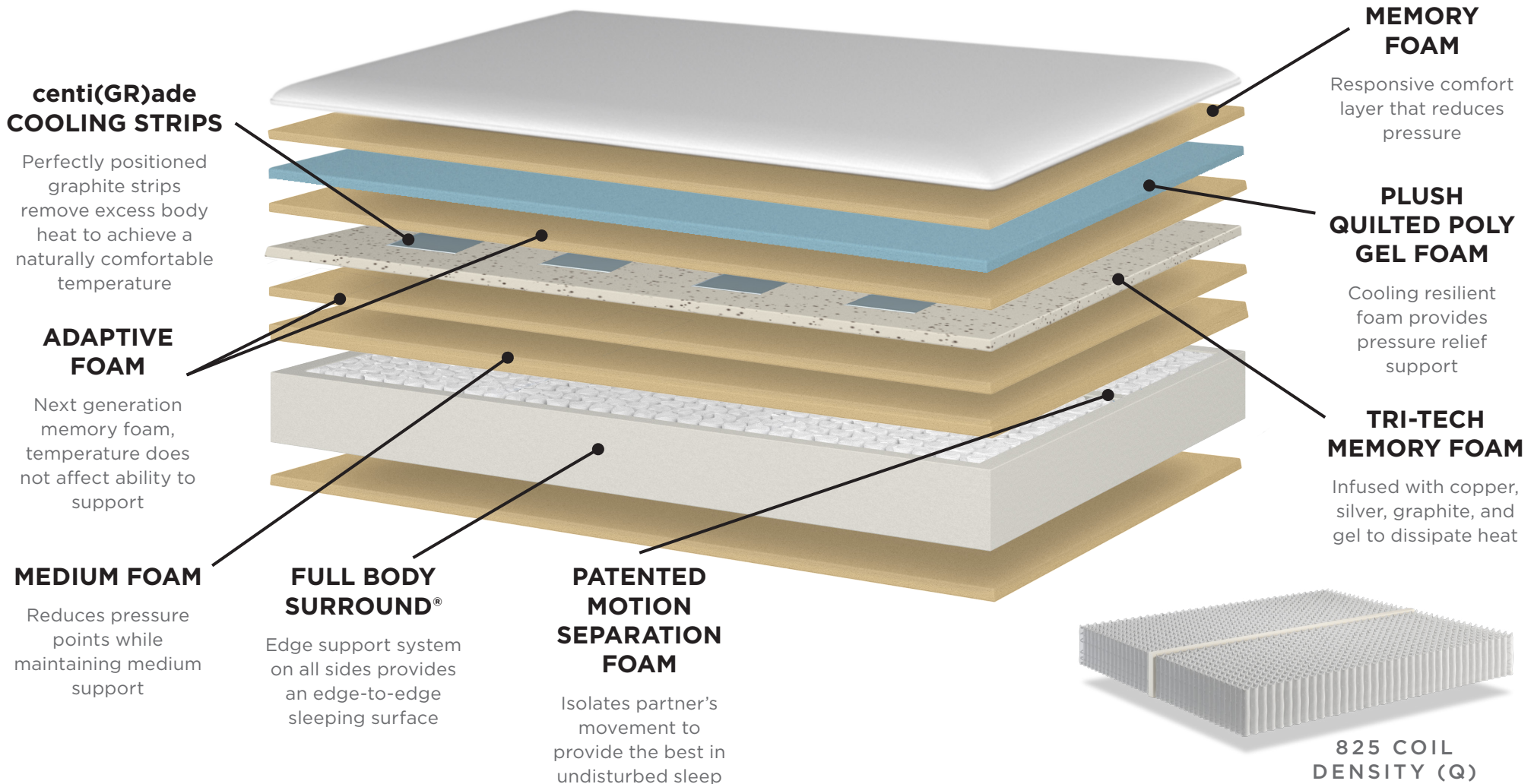
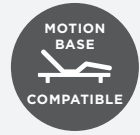


825 COIL DENSITY (Q)



# TIMBERLEAF GREEN

MATTRESS HEIGHT: 16.5"





# TIMBERLEAF BLUE

MATTRESS HEIGHT: 16.5"



## centi(GR)ade COOLING STRIPS

Perfectly positioned  
graphite strips  
remove excess body  
heat to achieve a  
naturally comfortable  
temperature

## ADAPTIVE FOAM

Next generation  
memory foam,  
temperature does  
not affect ability to  
support

## MEDIUM FOAM

Reduces pressure  
points while  
maintaining medium  
support

## FULL BODY SURROUND®

Edge support system  
on all sides provides  
an edge-to-edge  
sleeping surface

## PATENTED MOTION SEPARATION FOAM

Isolates partner's  
movement to  
provide the best in  
undisturbed sleep

## MEMORY FOAM


Responsive comfort  
layer that reduces  
pressure

## PLUSH QUILTED POLY GEL FOAM

Cooling resilient  
foam provides  
pressure relief  
support

## TRI-TECH MEMORY FOAM

Infused with copper,  
silver, graphite, and  
gel to dissipate heat



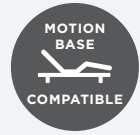
825 COIL  
DENSITY (Q)



# TIMBERLEAF

## RED

MATTRESS HEIGHT: 16.5"



### centi(GR)ade COOLING STRIPS

Perfectly positioned graphite strips remove excess body heat to achieve a naturally comfortable temperature

### ADAPTIVE FOAM

Next generation memory foam, temperature does not affect ability to support

### FIRM FOAM

Reduces pressure points while maintaining firm support

### FULL BODY SURROUND®

Edge support system on all sides provides an edge-to-edge sleeping surface

### PATENTED MOTION SEPARATION FOAM

Isolates partner's movement to provide the best in undisturbed sleep

### MEMORY FOAM


Responsive comfort layer that reduces pressure

### PLUSH QUILTED POLY GEL FOAM

Cooling resilient foam provides pressure relief support

### TRI-TECH MEMORY FOAM

Infused with copper, silver, graphite, and gel to dissipate heat



825 COIL DENSITY (Q)