

ACME FURNITURE

Acme Furniture Industry, Inc.

PATIO FURNITURE & ACCESSORIES ASSEMBLY INSTRUCTIONS

STOP - IMPORTANT

If you have any problems with this product(missing or damaged parts, assembly issues), please

CONTACT YOUR LOCAL FURNITURE DEALER




ASSEMBLY INSTRUCTION FOR ACME FURNITURE

MODEL # 45030CUS/45031FRM & 45032CUS/45033FRM PATIO SWING CHAIR















Thank you for purchasing this quality product. Be sure to check all packing material carefully for small parts which may have come loose inside the carton during shipment. Separate, identify and count all parts and metal hardware. Compare with parts list to be sure all parts are present. If any part(s) are missing or damaged, please contact your local furniture dealer. For efficient and speedy service, please indicate the model number and code letter of part(s) needed.

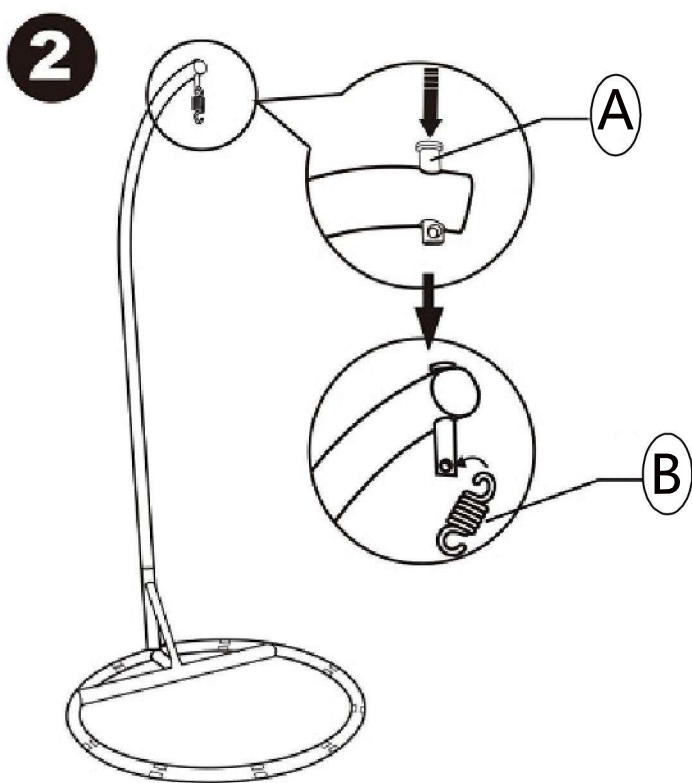
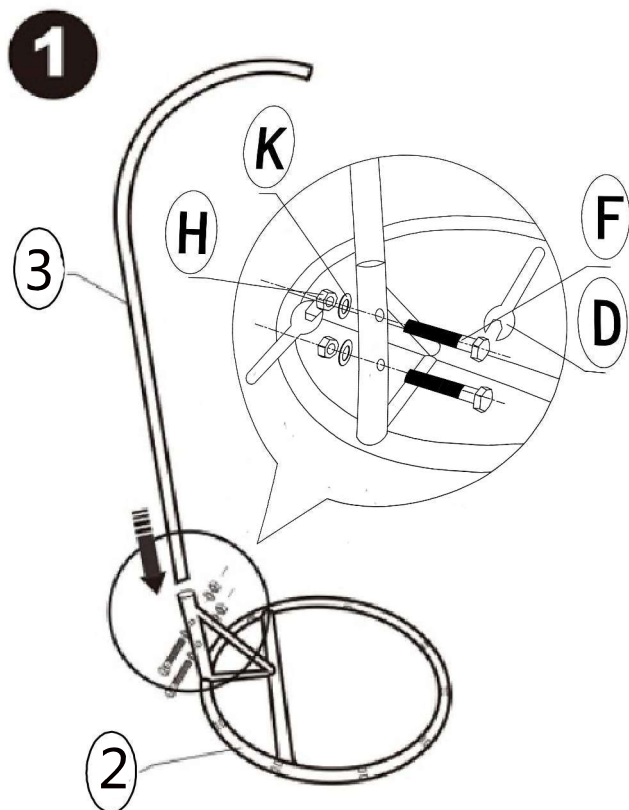
Do not fully tighten screws until fully assembled

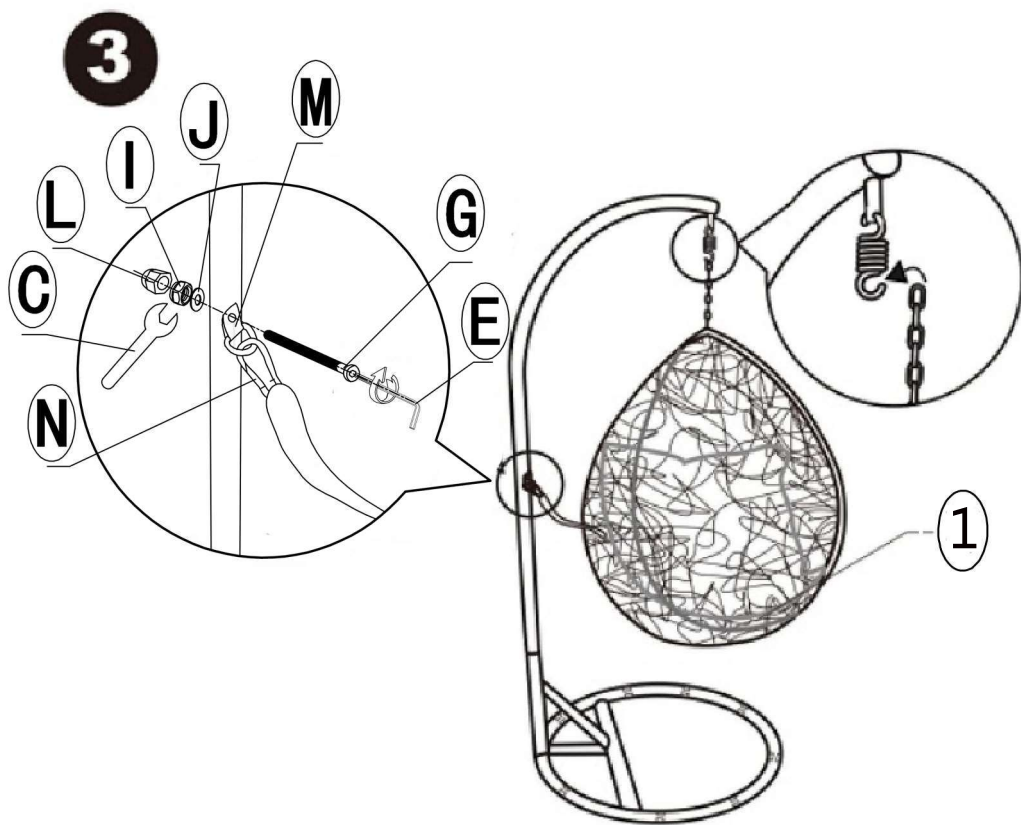
COMPONENT PARTS

DESCRIPTION	PART NAME	Q'TY(PCS)
①	CHAIR AND CUSHION 	1
②	SUPPORT BASE 	1
③	SUPPORT POLE 	1

HARDWARES REQUIRED

A		Bolt - 1pc
B		Spring - 1pc
C		Small spanner - 1pc
D		Large spanner - 2pcs
E		Allen key - 1pc
F		Bolt 10*60mm - 2pcs
G		Bolt 6*55mm - 1pc
H		Big nuts - 2pcs
I		Small nuts - 1pc
J		Small washer - 1pc
K		Big washer - 2pcs
L		Plastic cap - 1pc
M		D shackle - 1pc
N		Safe buckle - 2pcs





Safety and Care Advice

To clean your furniture we advise using warm soapy water. Use a mild cleaner to avoid damaging the finish. Apply the cleaner using a soft hand brush which will help loosen any stubborn dirt

Once cleaned, the soapy water can be rinsed off with clean water, and the suite will need to be allowed to dry thoroughly prior to storing. Do not store the suite away whilst wet

To clean the glass, use an appropriate cleaner, and apply with a soft cloth

We recommend the furniture is stored away when not in use to prolong the life of your product

It is recommended to use a heat mat when placing hot or cold dishes on the glass surface

Care should be taken when sitting down on the furniture with any sharp objects (garden tools and knives) in your pockets, as these could tear any fabric or pierce through the resin weave, causing irreparable damage.