
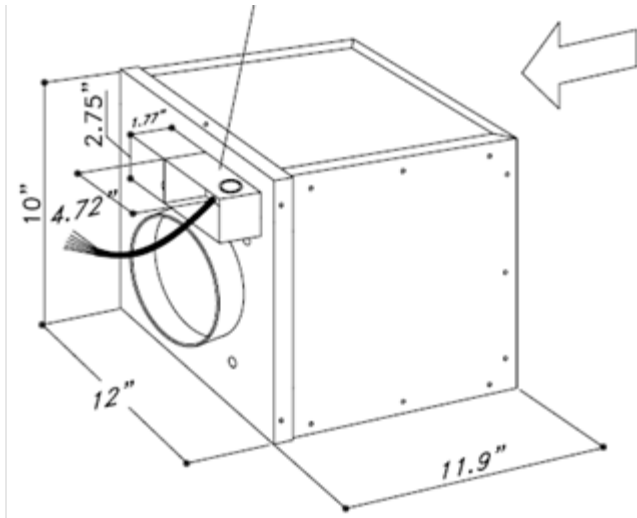



PRODUCT SHEET



MODEL	SUM1
PICTURE	
LINE DRAWING	
MOTOR	<p>MOTOR ON BOARD ALUMINIUM DIE-CAST HOUSING</p> <p> Airflow: 600 CFM Pressure: 680 Pa Noise Level: 64 dB(A) </p> 
AIR OUTLET	6" ROUND