

24" Bar Handle Dishwasher



800 Series – Stainless Steel SHX78CC5UC



SHX78CC5UC
Stainless Steel

Patented CrystalDry™ technology transforms moisture into heat to get dishes, including plastics, 60% drier.¹

Features & Benefits

42 dBA: dishwasher runs quietly so your kitchen conversations aren't interrupted.

PowerControl™ spray arm targets your dirtiest dishes with a deeper clean, no matter where you load them on the bottom rack.

The Flexible 3rd Rack with fold down sides adds 30% more² loading area, perfect for utensils and ramekins.

Connect to Wi-Fi and enable Home Connect™ to reorder dish tabs via Amazon³, plus get alerts when dishes are done.

The AquaStop® leak protection system contains leaks through a precisely engineered system, giving you the ultimate peace of mind whether you are away or at home.

General Properties

Wash cycles (control panel)	7 (Heavy, Auto, Normal, Speed60 (1 hr Wash), Favorite), Express, Delicate
Additional wash cycles (in Home Connect®)	2 (Rinse, MachineCare)
Options (control panel)	3 (Sanitize, Remote Start, Crystal Dry)
Additional options (in Home Connect®)	2 (Half Load, Eco)
dBA	42
Wash system	PrecisionWash® with PowerControl®
Drying system	CrystalDry™
Third rack	Flexible 3rd Rack
Rack adjustability	RackMatic®
Tub material	Stainless steel
Concealed water heating element	Yes
Leak protection system	24/7 AquaStop® Plus
Home Connect® (Wi-Fi enabled)	Yes
NSF®-certified** sanitize option	No
Water softener	Yes
Five-level wash	Yes
Child Lock button suspension	No
Anti-Fingerprint Finish	Yes
Special features	CrystalDry™ Option, InfoLight®, Stainless Steel Toe Kick

Efficiency

Water usage per cycle	2.4 gal
ENERGY STAR® Certified	Yes
Total annual energy consumption	240 kWh

Capacity

Number of place settings	15
--------------------------	----

Technical Details

Watts	1440 W
Current	12 Amps
Volts	120 V
Frequency	60 Hz
Power cord full length	67"
Power cord install length from edge of unit when facing the door	Left – 47 1/4" Right – 47 1/4"
Minimum water pressure	7.25 lb/sin
Length outlet hose	74 3/4"

Dimensions & Weight

Overall appliance dimensions (HxWxD)	34 1/16" x 23 9/16" x 22 9/16"
Required cutout size (HxWxD)	34 1/16" x 24" x 24"
Adjustable feet	Yes
Net weight	116 lbs

Accessories—Optional

Junction Box	SMZPCJB1UC
Drain Hose Extension Kit	SGZ1010UC
Edge Protector + Power Cord Clip Install Kit	SMZEPCC1UC



¹Based on aggregate average drying performance of Bosch Dishwashers with CrystalDry on combined household load including plastics, glass, steel, and porcelain as compared to Bosch Dishwashers with PureDry®. Drying performance may vary by dish type.

²Compared to a Bosch dishwasher with 2 racks.

³Smart reordering via the Amazon Alexa app. Only available in participating countries.

⁴Certification to NSF/ANSI Standard 184 for residential dishwashers.

Accessories: To purchase Bosch accessories, cleaners & parts please visit www.bosch-home.com/us/store or call 1-800-944-2904 (Mon to Fri 5 am to 6 pm PST, Sat 6 am to 3 pm PST).

Notes: All height, width and depth dimensions are shown in inches. BSH reserves the absolute and unrestricted right to change product materials and specifications, at any time, without notice. Consult the product's installation instructions for final dimensional data and other details prior to making cutout.

Warranties: Please see Use & Care manual or Bosch website for statement of limited warranty.

For more information on our entire line of products, go to www.bosch-home.com/us or call 1-800-944-2904

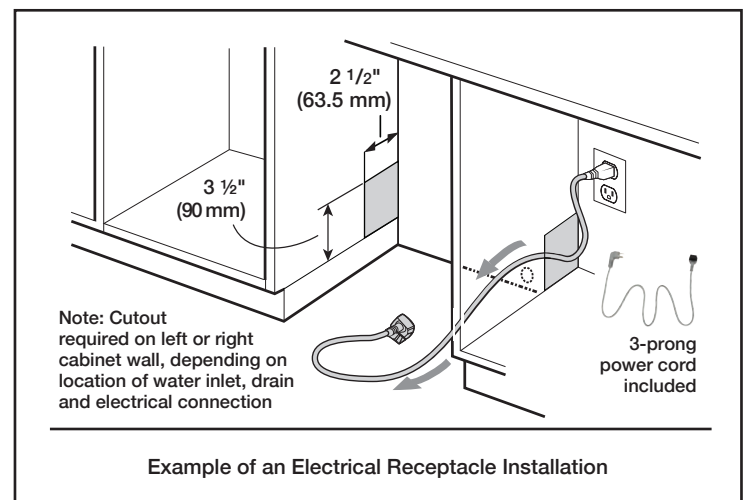
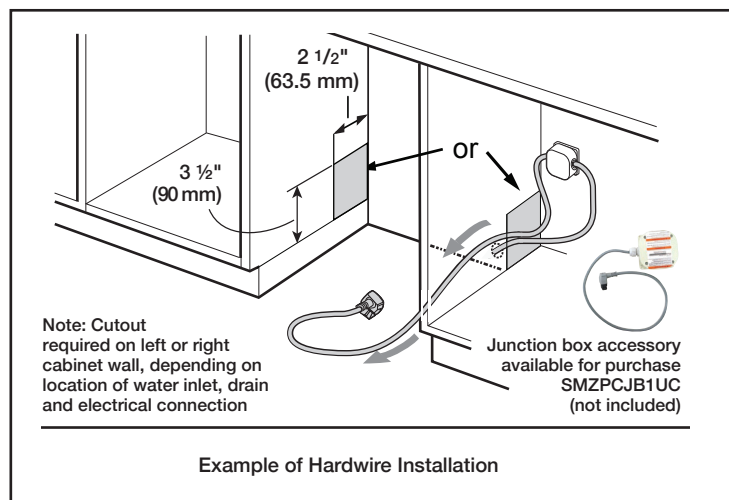
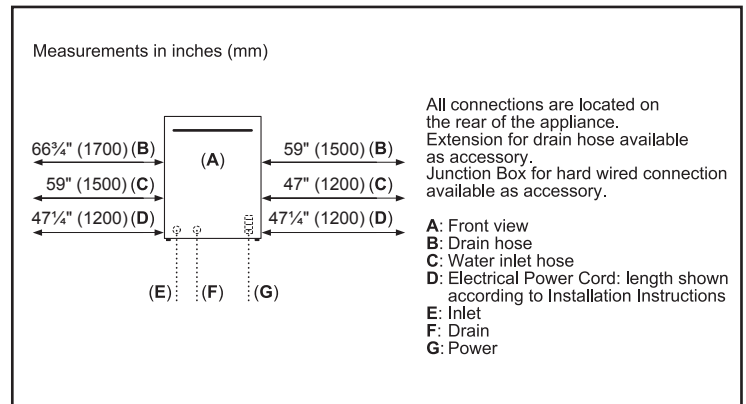
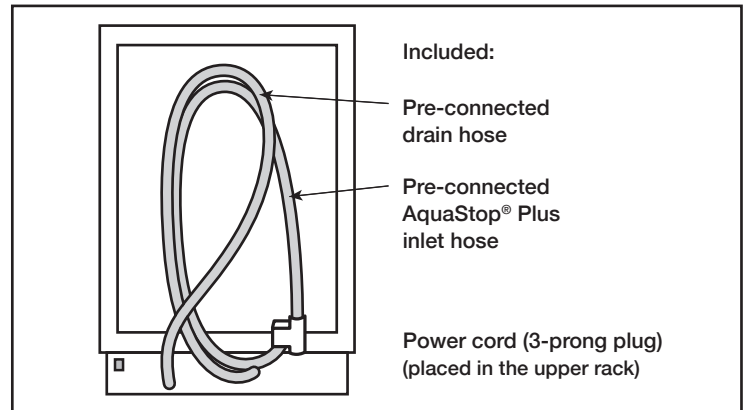
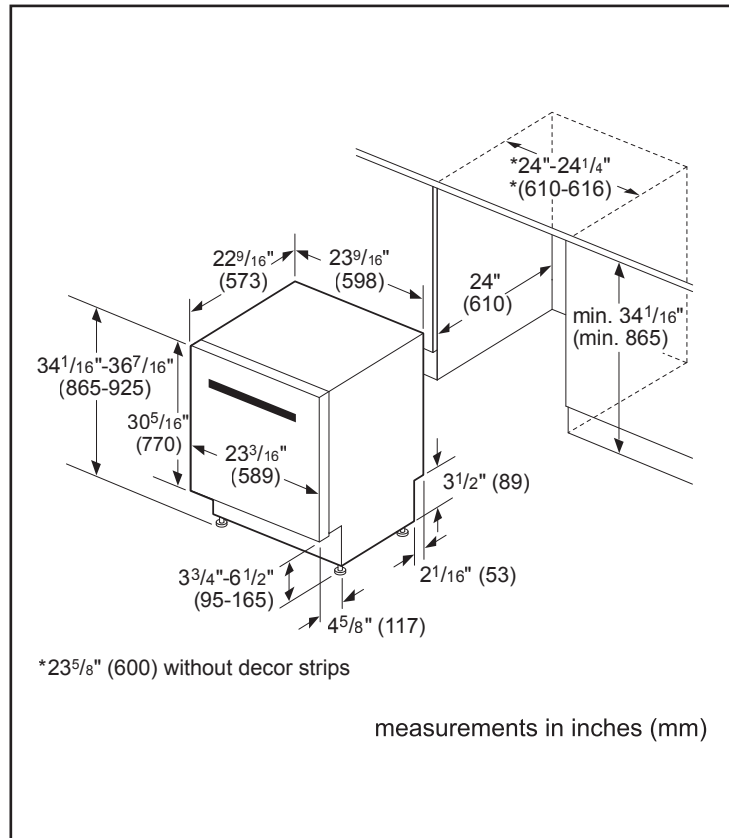
© BSH Home Appliances Corporation. All rights reserved. Bosch is a registered trademark of Robert Bosch GmbH.

24" Bar Handle Dishwasher



800 Series – Stainless Steel SHX78CC5UC

Installation Details



Accessories: To purchase Bosch accessories, cleaners & parts please visit www.bosch-home.com/us/store or call 1-800-944-2904 (Mon to Fri 5 am to 6 pm PST, Sat 6 am to 3 pm PST).

Notes: All height, width and depth dimensions are shown in inches. BSH reserves the absolute and unrestricted right to change product materials and specifications, at any time, without notice. Consult the product's installation instructions for final dimensional data and other details prior to making cutout.

Warranties: Please see Use & Care manual or Bosch website for statement of limited warranty.

For more information on our entire line of products, go to www.bosch-home.com/us or call 1-800-944-2904

© BSH Home Appliances Corporation. All rights reserved. Bosch is a registered trademark of Robert Bosch GmbH.

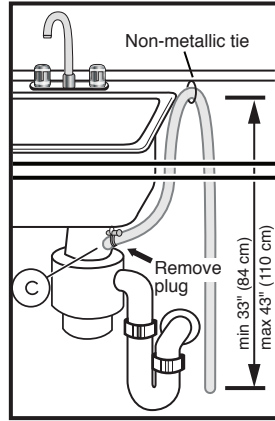
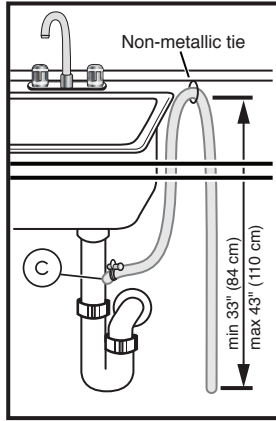
7/25 CA

24" Bar Handle Dishwasher



800 Series – Stainless Steel SHX78CC5UC

Installation Details



Note: Plumbing installations will vary - refer to local codes. Drain hose included is 79" (201 cm) and can be extended to a maximum of 155 3/4" (396 cm).

Always use the approved drain hose extension kit (SGZ1010UC).

Ensure a portion of the drain hose is raised between min. 33" (84 cm) and max. 43" (110 cm) above the cabinet floor.

Accessories: To purchase Bosch accessories, cleaners & parts please visit www.bosch-home.com/us/store or call 1-800-944-2904 (Mon to Fri 5 am to 6 pm PST, Sat 6 am to 3 pm PST).

Notes: All height, width and depth dimensions are shown in inches. BSH reserves the absolute and unrestricted right to change product materials and specifications, at any time, without notice. Consult the product's installation instructions for final dimensional data and other details prior to making cutout.

Warranties: Please see Use & Care manual or Bosch website for statement of limited warranty.

For more information on our entire line of products, go to www.bosch-home.com/us or call 1-800-944-2904

© BSH Home Appliances Corporation. All rights reserved. Bosch is a registered trademark of Robert Bosch GmbH.

7/25 CA