

FEATURES

- Built-in or freestanding option for design versatility.
- Built-in trim kits available to match Wolf ovens.
- Convection fan circulates air for even heat distribution.
- Touch control panel with interactive visual display and 10 preset power levels.
- Sensor cooking to monitor and adjust settings.
- Popcorn, beverage, baked potato, frozen entree or vegetables, bacon reheat, keep warm, soften, Gourmet and defrost settings.
- Auto start, multiple sequence and combination cooking features.
- Turntable is removable for easy cleaning.
- Microwave tray for popcorn and meat.
- Removable low rack for broiling and high rack for multiple-rack baking.
- Interior light and window in door.
- One-touch door open pad.
- Control panel lock.

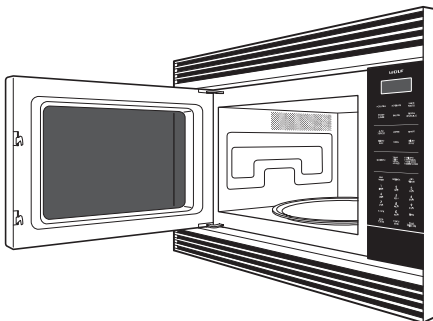


MODEL	
Convection	MC24

ACCESSORIES

- Stainless steel and black glass trim kits to match Wolf ovens.

Accessories available through an authorized Wolf dealer. For local dealer information, visit the find a showroom section of our website, wolfappliance.com.



Model MC24 with E series stainless steel trim.

SPECIFICATIONS

PRODUCT

Freestanding	24 ³ / ₄ "W x 14 ⁷ / ₈ "H x 20 ¹ / ₈ "D
Trim Height	19 ⁷ / ₈ "
27" Trim Width	26 ⁷ / ₈ "
30" Trim Width	29 ⁷ / ₈ "
36" Trim Width	35 ⁵ / ₈ "
Weight	68 lb

OVEN INTERIOR

Capacity	1.5 cu ft
Dimensions	16 ¹ / ₈ "W x 9 ⁵ / ₈ "H x 16 ¹ / ₈ "D

ELECTRICAL

Supply	120 VAC, 60 Hz
Service	15 amp circuit
Power Cord	4'

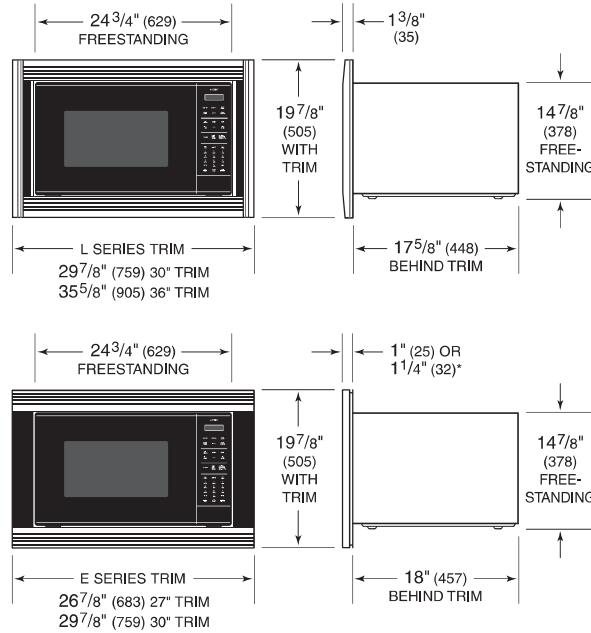
POWER RATING

Microwave	900 W
Element	1450 W

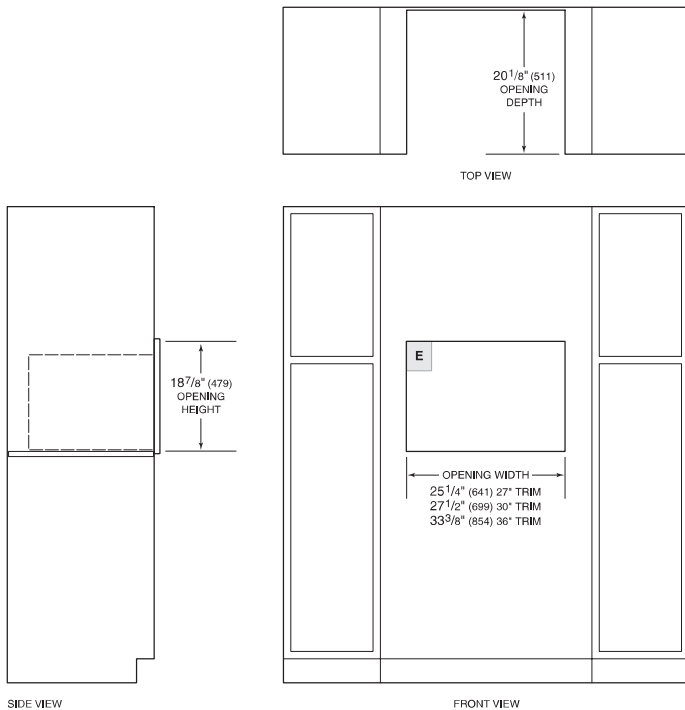
Specifications are subject to change without notice. Visit wolfappliance.com/specs for the most up-to-date information.

Dimensions may vary ±1/8" (3). Dimensions in parentheses are millimeters unless otherwise specified.

DIMENSIONS

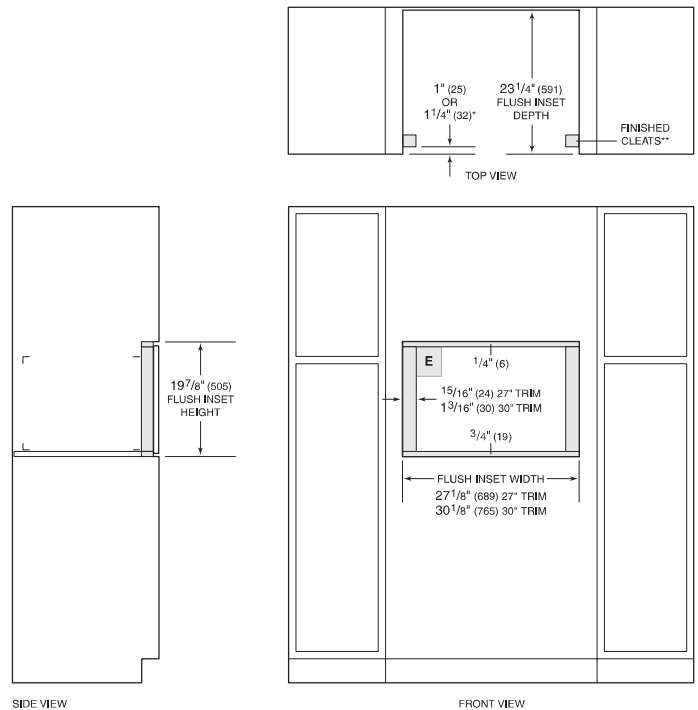


STANDARD INSTALLATION



NOTE: Dashed line represents profile of unit.

FLUSH INSET INSTALLATION



*1¹/₄" (32) for contemporary E series trim only.

**Will be visible and should be finished to match cabinetry.

NOTE: Dashed line represents profile of unit.