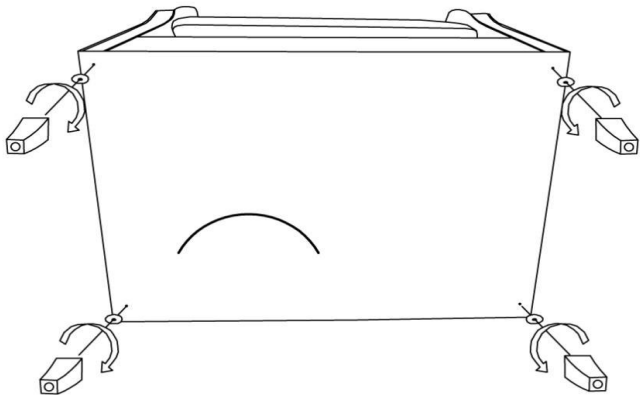


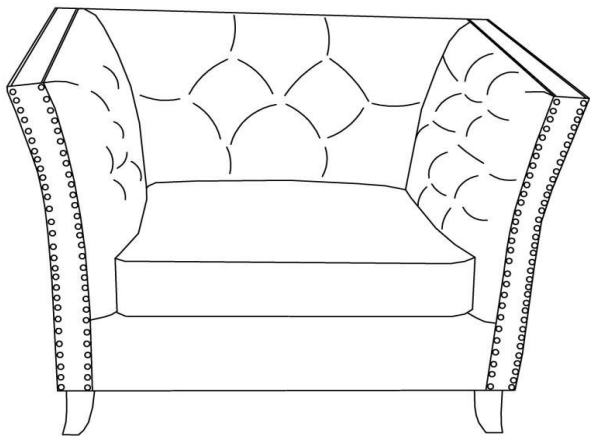
ASSEMBLY INSTRUCTIONS
ITME NO:660 Chair




THANK YOU FOR PURCHASING THIS QUALITY PRODUCT.BE SURE TO CHECK ALL PACKING MATERIALS CAREFULLY FOR SMALL PARTS THAT MAY HAVE COME LOOSE INSIDE THE CARTON DURING SHIPMENT.

Step 1: LEGS ASSEMBLY INSTRUCTION
SCREW THE LEG INTO THE THREADS INSERTS OF THE FRAME.
REPEAT THE PROCEDURE WITH THE OTHER LEGS. CHECK THAT ALL LEGS ARE SECURE.



Complete: CONGRATULATIONS ON YOUR
ASSEMBLE SUCCESS.



PARTS LIST			
NO	SKETCH	DESCRIPTION	QTY
1		CHAIR BODY	1PC
3		WOOD LEG	4PCS
4		PLASTIC LEG	1PC

MADE IN CHINA