



AVION® SERIES II Who says that you can't improve on a classic? For years, the AVION collection has delighted AV enthusiasts and design connoisseurs alike. BDI's award-winning AVION collection has evolved to the next generation of home theater excellence with AVION SERIES II. Signature features such as flow through ventilation, a concealed speaker/media compartment, and hidden wheels make AVION SERIES II an open and shut case for home theater superiority.

AVION® SERIES II

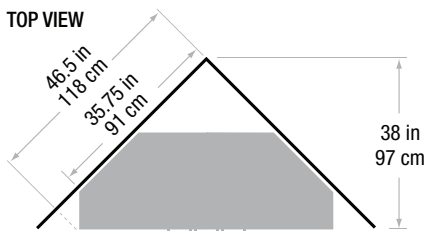
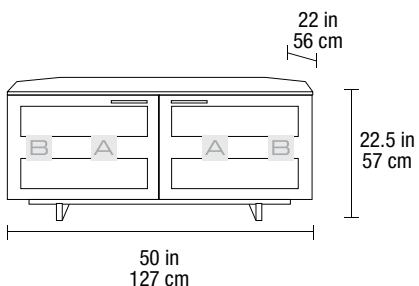


8925


- Looks great flat against the wall, but tapered rear panels also make this model perfect for corners.
- Side shelves can be used for media storage or may be removed to accommodate a gaming console.
- IR-friendly, grey tinted glass windows in doors of all models allow easy remote control access.

Recommended TV Size	up to a 55" Flat Panel or Rear Projection TV
✓ Arena TV Mount Compatibility	9972
Overall Dimensions (H x W x D)	22.5 x 50 x 22 in ■ 57 x 127 x 56 cm
Component Capacity	4-6
Number of Adjustable Shelves	4
Adjustable Shelf Increments	1.25 in ■ 32 mm; 7 positions
Top Shelf Capacity	175 lbs ■ 79 kg
Weight	120 lbs ■ 55 kg


A Center Component Compartment	
Interior Dimensions (H x W x D)	16 x 17.75 x 20.5 in ■ 40 x 45 x 52 cm
Adjustable Shelf Capacity	50 lbs ■ 23 kg
Bottom Shelf Capacity	75 lbs ■ 34 kg
B Side Compartment	
Interior Dimensions (H x W x D)	16 x 4.5 x 15 in ■ 40 x 11 x 38 cm
Adjustable Shelf Capacity	50 lbs ■ 23 kg
Bottom Shelf Capacity	75 lbs ■ 34 kg



SHOWN WITH OPTIONAL ARENA TV MOUNT 9972



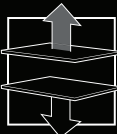
TAPERED REAR PANELS ALLOW THE 8925 TO MAKE FULL USE OF CORNERS.



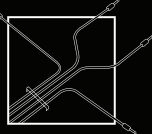
VERSATILE SIDE COMPARTMENTS CAN BE USED FOR MEDIA OR GAMING CONSOLE STORAGE.



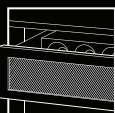
ARENA TV MOUNT COMPATIBLE



ADJUSTABLE SHELVES



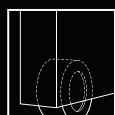
CABLE MANAGEMENT



CONCEALED SPEAKER COMPARTMENT



FLOW-THROUGH VENTILATION



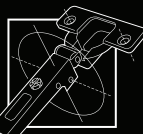
HIDDEN WHEELS



INTEGRATED LEVELERS




IR-FRIENDLY GLASS



PRECISION HARDWARE



REMOVABLE BACK PANEL

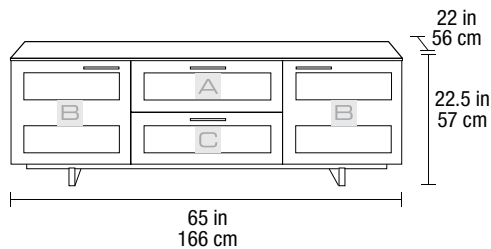


TEMPERED GLASS



8927

- One of our most popular models, ideal for use with up to a 73" TV and a medium sized home theater system.
- Center speaker/media drawer conceals a center channel speaker (up to 7.25" tall) or may be removed to accommodate a speaker up to 8.25" tall.
- Flow through ventilation slots are machined into the bottom, shelves and back panels of all models.



Recommended TV Size	up to a 73" Flat Panel or Rear Projection TV
Arena TV Mount Compatibility	9970 and 9972
Overall Dimensions (H x W x D)	22.5 x 65 x 22 in ■ 57 x 166 x 56 cm
Component Capacity	5-7
Number of Adjustable Shelves	2
Adjustable Shelf Increments	1.25 in ■ 32 mm; 6 positions
Top Shelf Capacity	200 lbs ■ 91 kg
Weight	158 lbs ■ 72 kg

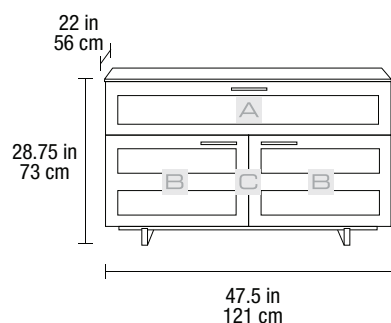
A Speaker/Media Drawer	
Interior Dimensions (H x W x D)	7.25 x 22.75 x 15.75 in ■ 18 x 58 x 40 cm
Drawer Capacity	40 lbs ■ 18 kg
When Removed (H x W x D)	8.25 x 25 x 16.5 ■ 21 x 63 x 41 cm
Capacity (When Removed)	50 lbs ■ 23 kg
B Side Component Compartment	
Interior Dimensions (H x W x D)	16.25 x 18.5 x 20.5 in ■ 41 x 47 x 52 cm
Adjustable Shelf Capacity	50 lbs ■ 23 kg
Bottom Shelf Capacity	75 lbs ■ 34 kg
C Center Component Compartment	
Interior Dimensions (H x W x D)	8 x 25 x 16.5 in ■ 21 x 64 x 43 cm
Bottom Shelf Capacity	75 lbs ■ 34 kg



SHOWN WITH OPTIONAL ARENA TV MOUNT 9970



CENTER DRAWER ON MODELS 8927 & 8929 IS HOME TO A SPEAKER AND MEDIA COLLECTION OR MAY BE REMOVED FOR USE WITH LARGER SPEAKERS.



SHOWN WITH OPTIONAL ARENA TV MOUNT 9972



MODEL 8928 INCLUDES DEDICATED GAME CONSOLE COMPARTMENT.

8928

- A perfect choice for smaller systems or wherever the TV needs to be a little higher (i.e. the bedroom).
- Top multifunction compartment may conceal a center channel speaker, media and/or additional components.
- Lower doors conceal two adjustable component compartments and a dedicated gaming station compartment.

Recommended TV Size	up to a 50" Flat Panel or Rear Projection TV
✓ Arena TV Mount Compatibility	9972 (42" Flat Panel TV Max)
Overall Dimensions (H x W x D)	28.75 x 47.5 x 22 in ■ 73 x 121 x 56 cm
Component Capacity	6–8
Number of Adjustable Shelves	2
Adjustable Shelf Increments	1.25 in ■ 32 mm; 5 positions
Top Shelf Capacity	150 lbs ■ 68 kg
Weight	146 lbs ■ 67 kg

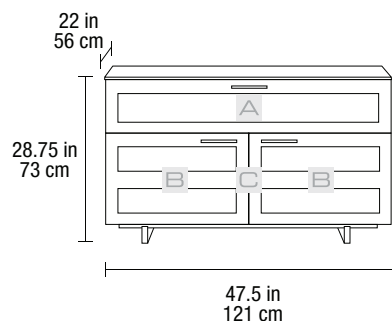
A Multifunction Compartment	
Interior Dimensions	
For Speaker Use (H x W x D)	8 x 45.25 x 12 in ■ 20 x 114 x 30 cm
For Component Use (H x W x D)	8 x 22.5 x 18.25 in ■ 20 x 57 x 46 cm
Capacity	75 lbs ■ 34 kg

B Side Component Compartment	
Interior Dimensions (H x W x D)	14.25 x 19 x 20.5 in ■ 36 x 48 x 52 cm
Adjustable Shelf Capacity	50 lbs ■ 23 kg
Bottom Shelf Capacity	75 lbs ■ 34 kg

C Game Console Compartment	
Interior Dimensions (H x W x D)	14.25 x 6.25 x 18.25 in ■ 36 x 15 x 46 cm
Bottom Shelf Capacity	75 lbs ■ 34 kg



TOP MULTIFUNCTION COMPARTMENT CONCEALS CENTER CHANNEL SPEAKER, MEDIA AND/OR ADDITIONAL COMPONENTS.



SHOWN WITH OPTIONAL ARENA TV MOUNT 9972



MODEL 8928 INCLUDES DEDICATED GAME CONSOLE COMPARTMENT.

8928

- A perfect choice for smaller systems or wherever the TV needs to be a little higher (i.e. the bedroom).
- Top multifunction compartment may conceal a center channel speaker, media and/or additional components.
- Lower doors conceal two adjustable component compartments and a dedicated gaming station compartment.

Recommended TV Size	up to a 50" Flat Panel or Rear Projection TV
✓ Arena TV Mount Compatibility	9972 (42" Flat Panel TV Max)
Overall Dimensions (H x W x D)	28.75 x 47.5 x 22 in ■ 73 x 121 x 56 cm
Component Capacity	6–8
Number of Adjustable Shelves	2
Adjustable Shelf Increments	1.25 in ■ 32 mm; 5 positions
Top Shelf Capacity	150 lbs ■ 68 kg
Weight	146 lbs ■ 67 kg

A Multifunction Compartment	
Interior Dimensions	
For Speaker Use (H x W x D)	8 x 45.25 x 12 in ■ 20 x 114 x 30 cm
For Component Use (H x W x D)	8 x 22.5 x 18.25 in ■ 20 x 57 x 46 cm
Capacity	75 lbs ■ 34 kg
B Side Component Compartment	
Interior Dimensions (H x W x D)	14.25 x 19 x 20.5 in ■ 36 x 48 x 52 cm
Adjustable Shelf Capacity	50 lbs ■ 23 kg
Bottom Shelf Capacity	75 lbs ■ 34 kg
C Game Console Compartment	
Interior Dimensions (H x W x D)	14.25 x 6.25 x 18.25 in ■ 36 x 15 x 46 cm
Bottom Shelf Capacity	75 lbs ■ 34 kg



TOP MULTIFUNCTION COMPARTMENT CONCEALS CENTER CHANNEL SPEAKER, MEDIA AND/OR ADDITIONAL COMPONENTS.



Fabric inserts for use with side speakers available upon request from BDI (not shown)



DESIGN
BDI STUDIO

For the most up-to-date product specifications, visit www.bdiusa.com. Note: Recommended TV size is based on industry average sizes. See manufacturer's specs to ensure proper fit. BDI's products are protected by US patent, international patent, trade dress, and/or copyright laws. "Avion" and BDI are trademarks of Becker Designed Inc. All rights reserved. Refer to current price list or contact BDI for specific model and finish availability. Materials and specifications subject to change without notice. BDI products are packaged with recyclable materials. ©2010, BDI

