

ASSEMBLY INSTRUCTION FOR

QUEEN STORAGE BED

B-16670-5-QH / B-16670-5-QSF / B-16670-5-QKR

Caution : Please read instructions thoroughly before unpacking assembly parts. Sharp, exposed staple tips can cause injury, therefore, for your protection, please remove any exposed staples used in packing.





1.We recommend that you should assemble this product with the assistance of another person; this will make assembly easier, and will help to eliminate damage the product or injury to persons during assembly.

2.Be sure to check all packing materials carefully for small parts that may have come loose inside the carton during shipment.





3.Please do not over tighten screws or bolts.

4.Please put all parts on a non-abrasive floor before assembly, and follow the assembly steps to assemble your newly purchased product correctly and efficiently.

PARTS LIST FOR HEADBOARD







NO.	PART DESCRIPTION	CODE	Q'TY
A	 Headboard		1
B	 LHF Leg	PB-16670-5-HBLEGL	1
C	 RHF Leg	PB-16670-5-HBLEGT	1
D	 Bottom Stretcher	PB-16670-5-QHSTR	1

HARDWARE LIST FOR HEADBOARD

NO.	HARDWARE DESCRIPTION	CODE	Q'TY
1	 Allen Bolt (Ø5/16" *1-3/4")	PB-16670-KBHW	8
3	 Spring Washer (Ø5/16")*Ø13		8
4	 Flat Washer (Ø5/16")*Ø19		8
10	 Allen Wrench (M4)		1





Headboard Hardware packed with Headboard


HARDWARE LIST FOR FOOTBOARD


NO.	HARDWARE DESCRIPTION	CODE	Q'TY
9	 Screw (#3/16"*1-3/8")	PB-16670-KBHW	28
5	 Allen Bolt (Ø1/4"*1-3/8")		6
6	 Allen Bolt (Ø1/4"*2")		2
7	 Spring Washer (Ø1/4")*Ø10		8
8	 Flat Washer (Ø1/4")*Ø19		8
10	 Allen Wrench (M4)		1

Footboard Hardware packed with Footboard

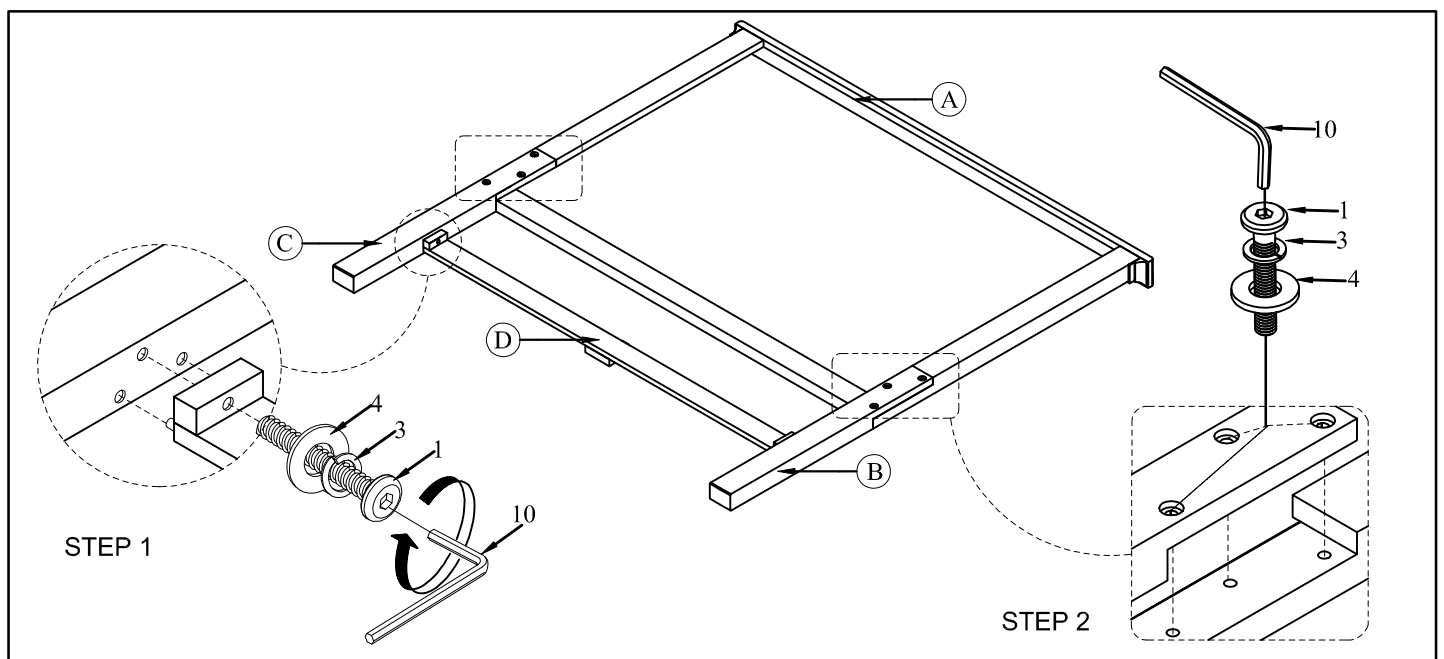
HARDWARE LIST FOR RAILS

NO.	HARDWARE DESCRIPTION	CODE	Q'TY
2	 Allen Bolt (Ø5/16" *3/4")	PB-16670-KBHW	12
3	 Spring Washer (Ø5/16")*Ø13		12
4	 Flat Washer (Ø5/16")*Ø19		12
10	 Allen Wrench (M4)		1

 SCREW-DRIVER (NOT PROVIDED)

 Only tighten all bolts when all bolts aligned with bolt inserts

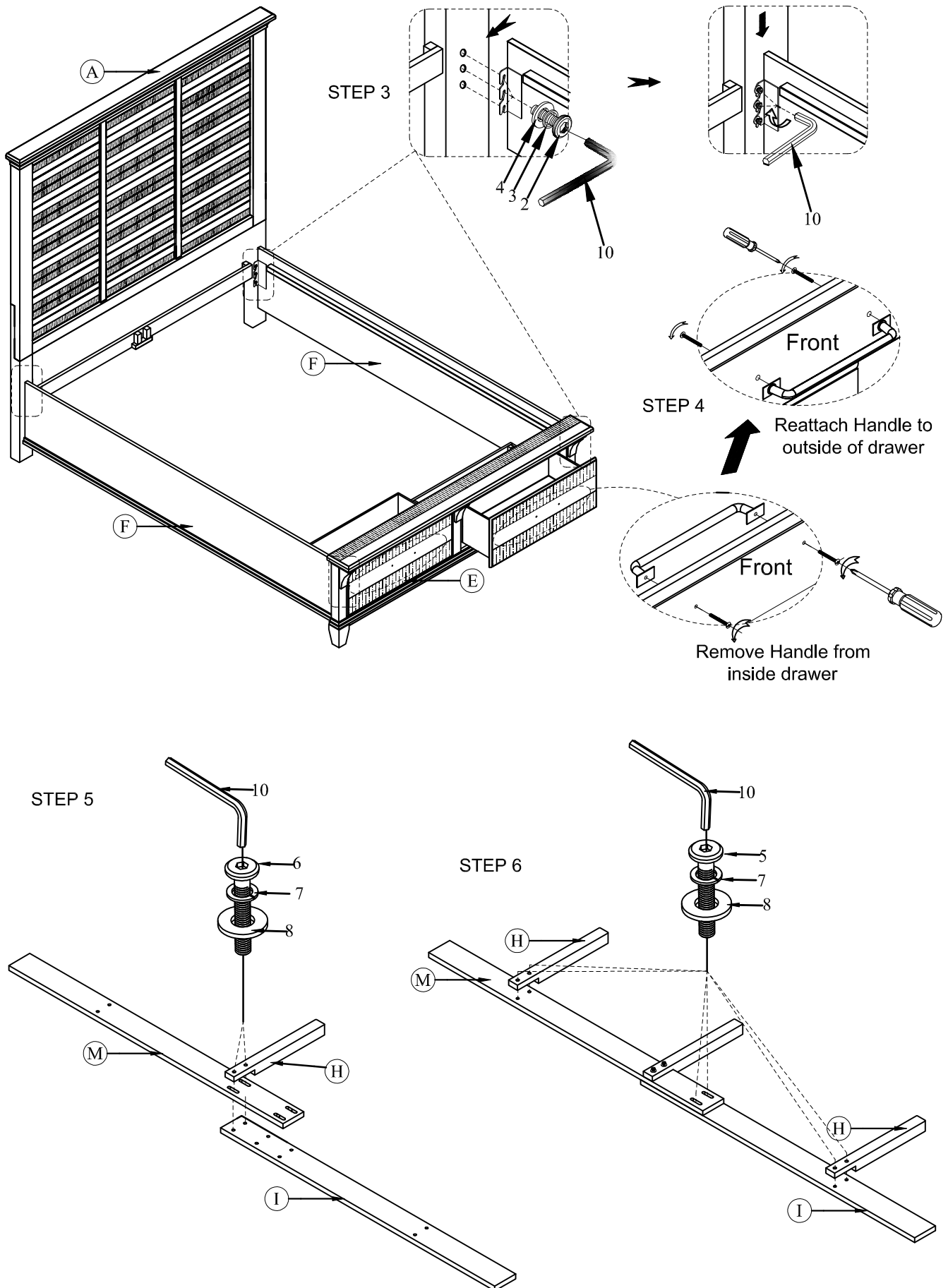
Siderail Hardware packed with Siderail



ASSEMBLY INSTRUCTION FOR

QUEEN STORAGE BED

B-16670-5-QH / B-16670-5-QSF / B-16670-5-QKR



ASSEMBLY INSTRUCTION FOR

QUEEN STORAGE BED

B-16670-5-QH / B-16670-5-QSF / B-16670-5-QKR

