

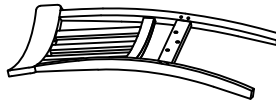
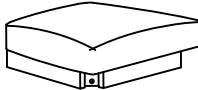

ASSEMBLY INSTRUCTIONS

ITEM NO: NP500S








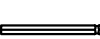
SLAT BK SD CHR-HUGHES BROWN

Thank you for purchasing this quality product. Be sure to check all packing material carefully for small parts that may have come loose inside the carton during shipment.

PARTS LIST :

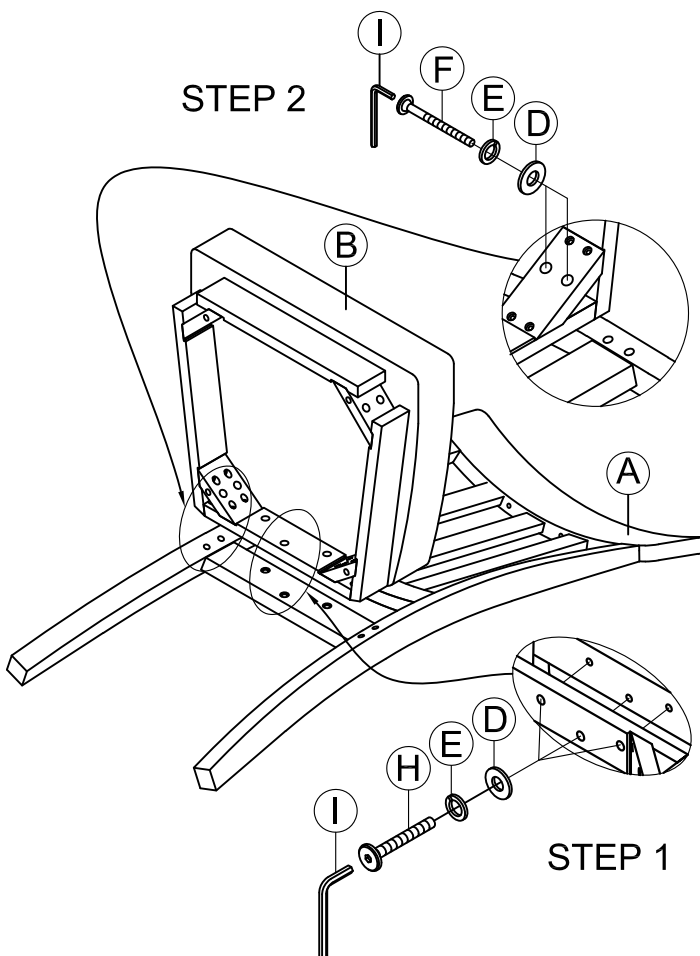
NO.	DESCRIPTION	SKETCH	QTY
A	Chair Back		1 pc
B	Seat Box		1 pc
C	Front Legs		2 pcs

HARDWARE LIST :

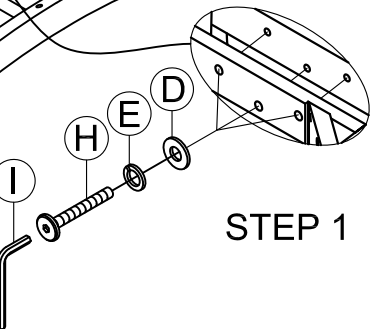
NO.	DESCRIPTION	SIZE	SKETCH	QTY
D	Flat Washer	5/16"x ϕ 19mm		11 pcs
E	Spring Washer	5/16"x ϕ 12mm		11 pcs
F	Long Bolt	ϕ 1/4"x85mm		4 pcs
G	Hex Nut	ϕ 5/16"x12mm		4 pcs
H	Short Bolt	ϕ 1/4"x38mm		3 pcs
I	Allen key	58mmx23mmx4mm		1 pc
J	Wrench	12mmx75mm		1 pc
K	Straight Allen key	4mmx80mm		1 pc

Note: Straight Allen key (K) is for use with a power drill.

STEP 2



STEP 1



STEP 3

