

DG 6500

Built-in steam oven

with a large text display and SensorTronic controls for extra convenience.



- Perfect results thanks to MultiSteam technology
- Everything ready at the same time - Automatic menu cooking
- Very versatile and efficient thanks to extra large tray size
- Success guaranteed - intelligent automatic programs
- A plus for convenience - SensorTronic

EAN: 4002515359204 / material number: 09682270

Construction type	
Built-in steam oven	•
Design	
ContourLine	•
Appliance color	Clean Touch Steel
Control panel	SensorTronic
Convenience features	
Electronic temperature control of steam oven in °F	105-212
External steam generation	•
Menu cooking without transfer of taste	•
Keep-warm function	•
Automatic programs with individual setting of the cooking result	•
Operating modes	
Defrost	•
MasterChef automatic programs	More than 150
Steam cooking	•
Sous-vide	•
Reheating	•
Special modes	•
Control panel	
Multilingual	•
Steam cooking on up to 3 levels at the same time	•
Automatic menu cooking	•
Quantity-independent cooking	•
Steam reduction before end of program	•
Time of day display	•
Date display	•
Minute minder	•
Time buffer in h	200
Start-stop programming	•
Automatic switch-off	•
Entry via number keypad	•
Actual temperature display	•
Acoustic signal when desired temperature is reached	•
Favorites	20
Individual settings	•
Door	
CleanGlass door	•
Door with viewing screen	•
Door hinge side	Bottom
Cavity	
Cavity volume in cu.ft(l)	38.0
Stainless steel cavity	•
Stainless steel cavity	•
No. of rack levels	4
Tray size per rack level	1/3 GN + 1/2 GN
Removable stainless steel side racks	•
MultiSteam module with LED lighting	•

DG 6500

Built-in steam oven

with a large text display and SensorTronic controls for extra convenience.

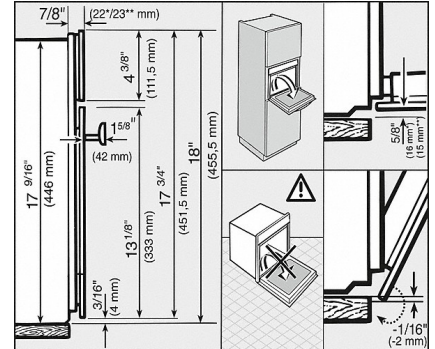
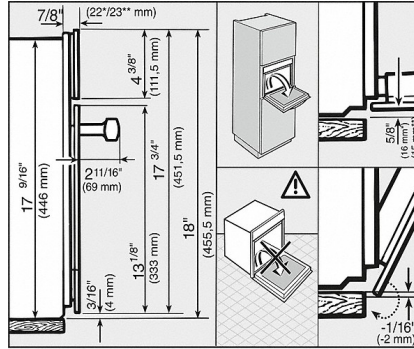


Cleaning convenience	
Stainless steel front with Clean Touch Steel surface	•
Floor heater element for condensate reduction	•
External steam generator	•
Quick-release side racks	•
Automatic descaling	•
Steam technology and water supply	
MultiSteam	•
Water reserve for approx. 90 min cooking	•
Lightweight water container	•
Safety	
Appliance cooling system with cool touch front	•
Safety cut-out	•
System lock	•
Vapor cooling system	•
Door contact switch	•
Technical data	
Niche depth in in. (mm)	550
Appliance width in in.(mm)	595
Appliance height in in.(mm)	456
Appliance depth in in.(mm)	572
Weight in lbs. (kg)	30.2
Frequency in Hz	60
Fuse rating in A	20
Standard accessories	
Stainless steel side racks	•
No. of perforated stainless steel containers	3
Wire rack	•
Connection wire with plug	•

## DG 6500

Built-in steam oven

with a large text display and SensorTronic controls for extra convenience.

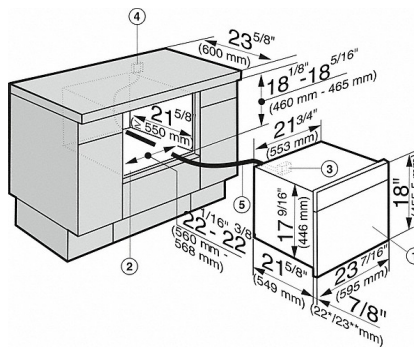


DG 6000 - detailed drawing ContourLine (Installation drawing) - USA

\* Appliances with glass front  
\*\* Appliances with metal front

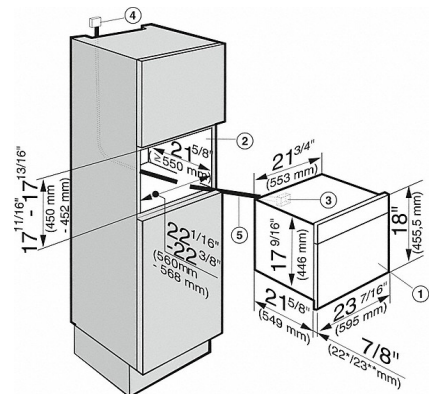
DG 6000 - detailed installation drawing (Installation drawing) - USA

\* Appliances with glass front  
\*\* Appliances with metal front



DG 6000 (Installation drawing) - USA

\* Appliances with glass front  
\*\* Appliances with metal front  
1) Steam oven  
2) Niche  
3) Pass-through for the power cord  
4) Recommended position for electrical Connection  
5) Power cord

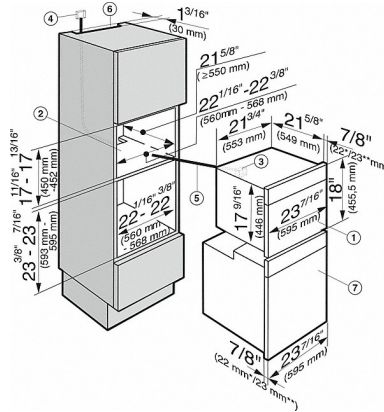


DG 6000 (Installation drawing) - USA

\* Appliances with glass front  
\*\* Appliances with metal front  
1) Steam oven  
2) Niche  
3) Pass-through for the power cord  
4) Recommended position for electrical Connection  
5) Power cord

DG 6500

Built-in steam oven  
with a large text display and SensorTronic controls for extra convenience.



DG 6000 in combination with H 6000 (Installation drawing) - USA

- \* Appliances with glass front
- \*\* Appliances with metal front
- 1) Steam oven
- 2) Niche
- 3) Pass-through for the power cord
- 4) Recommended position for electrical Connection
- 5) Power cord
- 6) Oven