

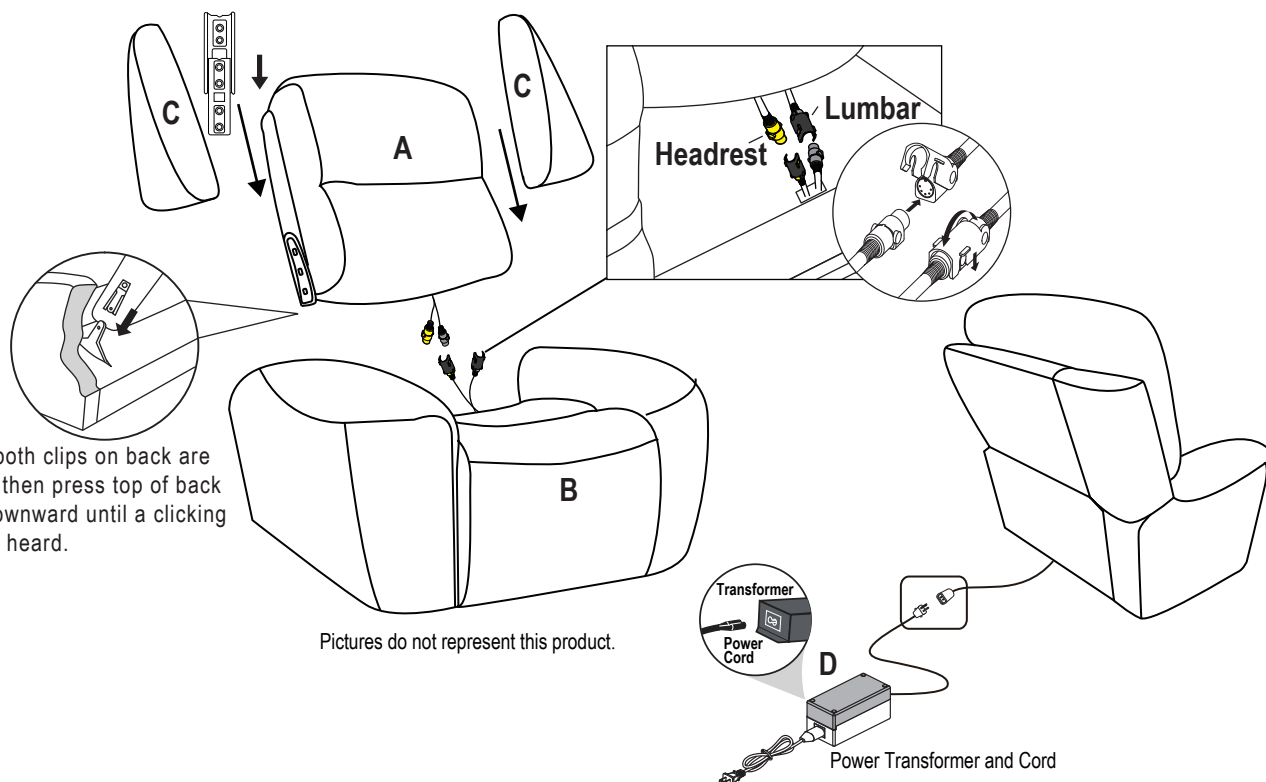
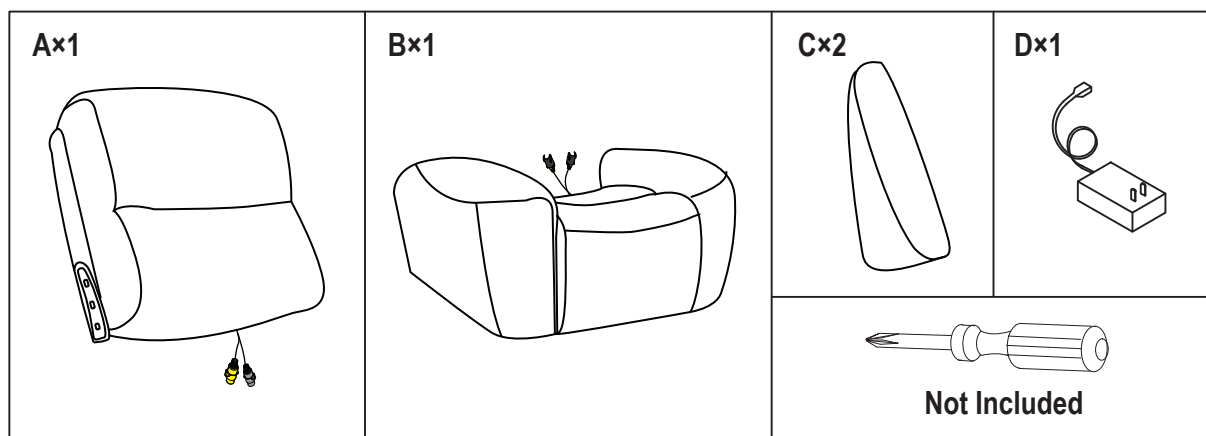
ASSEMBLY INSTRUCTION

ITEM: RC602-PHLL4-049 Easley Power Recliner w/PH,Lumbar,and Lift
 RC602-PHLL4-089 Easley Power Recliner w/PH,Lumbar,and Lift
 RC603-PHLL4-091 Carroll PWR Recliner w/PWR Headrest, Lumbar & Lift
 RC603-PHLL4-082 Carroll PWR Recliner w/PWR Headrest, Lumbar & Lift

Thank you for purchasing this quality product. Be sure to unpack carefully looking for small parts which may have come loose during shipment. Read all instruction and study the drawing carefully before starting the assembly process.

Inside the carton you will find two red plastic bags that have the chair's wings in it. Remove the wings from the plastic bag and set them aside to be used in assembly and installation.

CAUTION: Make sure to read the instructions below before assembling your four motor lift chair. We suggest two people be used in the assembly of your lift chair.



Do Not plug the power cord into a power outlet until your recliner is fully assembled and in place.

Notes:

- 1) To help prevent shock and or damage to your product only plug the power cord into a grounded outlet.
- 2) Read the operating instructions carefully before operating your lift chair.

IMPORTANT NOTE

- To avoid any risk of suffocation to children or pets, dispose of all plastic bags immediately.
- To ensure proper performance, occasionally check for loose screws and tighten as needed.

OPERATING INSTRUCTION

ITEM: RC602-PHLL4-049 Easley Power Recliner w/PH,Lumbar,and Lift

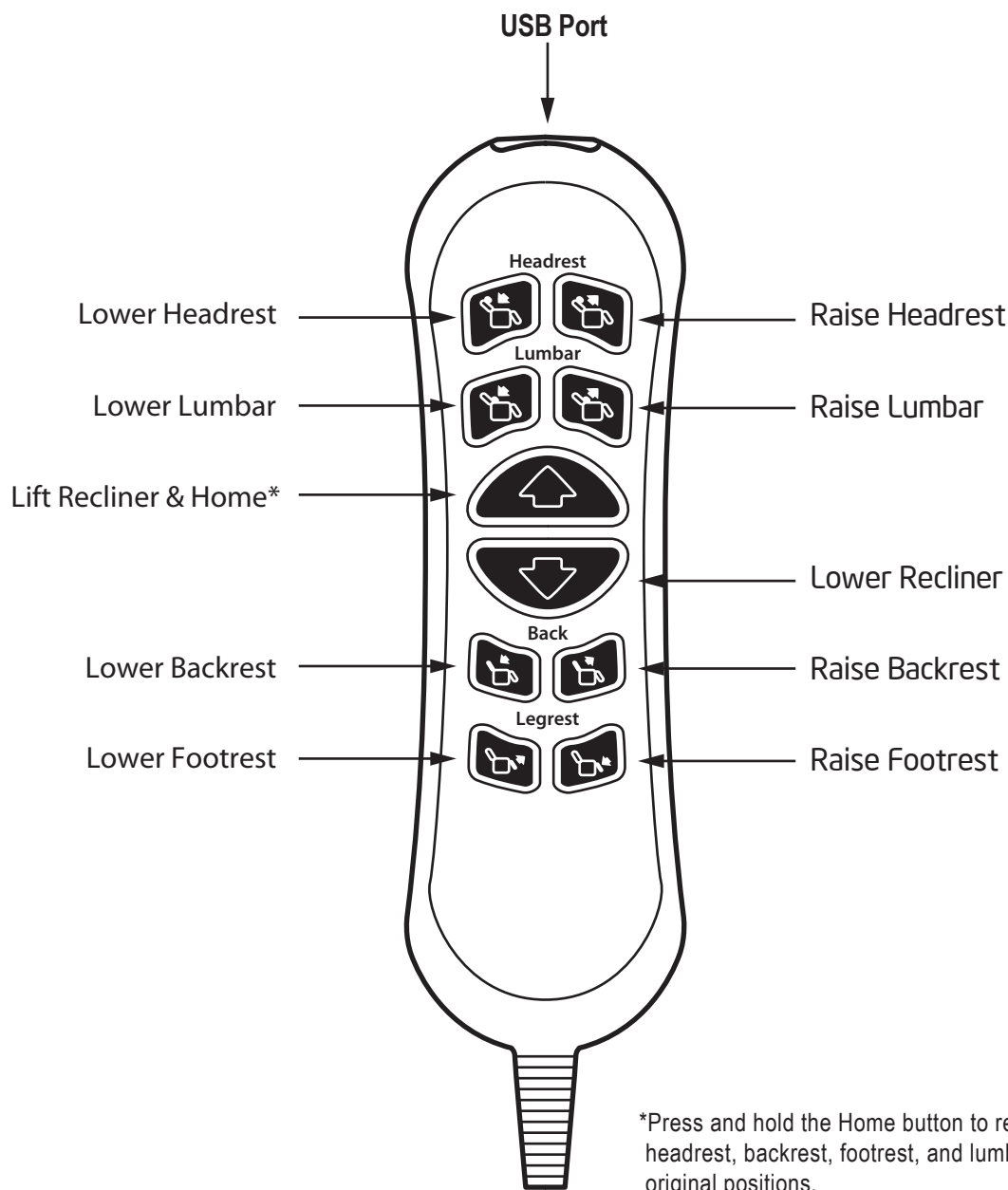
RC602-PHLL4-089 Easley Power Recliner w/PH,Lumbar,and Lift

RC603-PHLL4-091 Carroll PWR Recliner w/PWR Headrest, Lumbar & Lift

RC603-PHLL4-082 Carroll PWR Recliner w/PWR Headrest, Lumbar & Lift

CAUTION:Read the important instructions below before operating your power mechanized equipment.

Do not allow children to play on or operate this power mechanized equipment.



*Press and hold the Home button to return the recliner, headrest, backrest, footrest, and lumbar support to their original positions.

NOTE: This device complies with part 15 of the FCC rules. Operation is subject to the following two conditions: (1) this device may not cause interference, and (2) this device must accept any interference, including interference that may cause undesired operation of the device. Modifications not approved by the party responsible for compliance could void user's authority to operate the equipment.

Customer Service

If you have any questions regarding the use of this unit, or find that your unit needs service, please contact your retailer.

Product Protected By Following Patents:
Patented Articulating Power Headrest & Lumbar
US Patent: 10,736,423