

PCG305W

30-INCH GAS RANGETOP WITH 5 BURNERS

PROFESSIONAL SERIES, PORCELAIN COOKTOP SURFACE



FEATURES & BENEFITS

- ★ - Exclusive Star® Burner delivers superior flame spread for more even heating with QuickClean Base® designed for easy cleaning
- ★ - 2 ExtraLow® burners offer precision simmering, melting or keeping warm
 - Professional style, continuous cast iron grates
 - LED Down Lighting is hidden discreetly above the control panel, providing functional and stylish illumination
 - Five Star® Burners offer an overall output of 59,000 BTUs (NG)

GENERAL PROPERTIES

Controls	Metal Knobs
Sealed Burners	Yes
Grate Material	Cast Iron

BURNER PERFORMANCE

Total Number of Cooktop Burners	5
Power of Front Left Burner (NG)	18,000 (NG) and XLO (NG)
Power of Back Left Burner (NG)	8,000 and XLO (NG)
Power of Back Center Burner (NG)	10,000 (NG)
Power of Front Center Burner (NG)	N/A
Power of Center 12" Electric Griddle (W)	N/A
Power of Center 12" Electric Grill (W)	N/A
Power of Back Right Burner (NG)	8,000 (NG)
Power of Front Right Burner (NG)	15,000 (NG)

TECHNICAL DETAILS

Circuit Breaker (A)	15 A
Volts (V)	120 V
Frequency (Hz)	60 Hz
Plug Type / Receptacle	120V-3 Prong NEMA 5-15
Power Cord Length (in)	65"
Energy Source	Gas
Gas Type	Natural Gas 6" Water Column (14.9 mb) Min. (USA)
Alternative Gas Type	LP 11" Water Column (27.4 mb) Min. (USA)
Convertible To LP (Kit Required)	Yes

DIMENSIONS & WEIGHT

Overall Appliance Dimensions (HxWxD) (in)	8 1/8" x 29 15/16" x 25 13/16"
Required Cutout Size (HxWxD) (in)	7 11/16" x 29 1/8" x 22 13/16"
Net Weight (lbs)	140 lbs

WARRANTY

Limited Warranty, Entire Appliance, Parts and Labor	2 Year
---	--------

PCG305W

30-INCH GAS RANGETOP WITH 5 BURNERS

PROFESSIONAL SERIES, PORCELAIN COOKTOP SURFACE



ACCESSORIES (OPTIONAL)



PAGRIDDLE
Griddle Sits on Top of Grates Over 2 Star Burners



PA12CHPBLK
12" Cutting Board



PWOKRINGHC
Wok Ring



PA30WLBC
10" Low Backguard



PAKNOBLUWR
Metallic Blue Knob Kit



PALPKITHW5
LP Conversion Kit, Pro Rangetops (5 Burners)

PAALTKITH

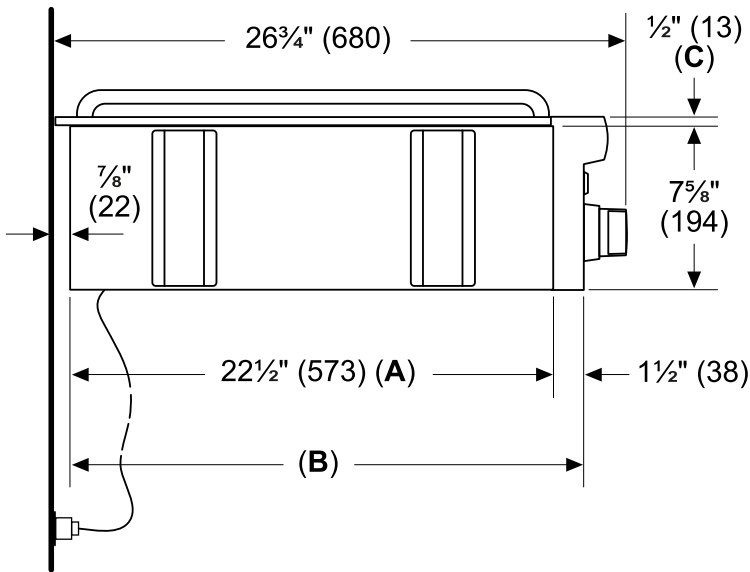
High Altitude Kit, Natural Gas Rangetops, 5,400 ft. to 10,200 ft.

[Contact Customer Support](#)

High Altitude Kit, Gas Rangetops Connected to LP Gas, 10,000 ft. to 10,200 ft.

30" RANGETOP SIDE VIEW

measurements in inches (mm)



- A:** Cabinet face for installation with projecting control panel.
- B:** Cabinet face for installation with flush control panel.
- C:** Side flange

PCG305W

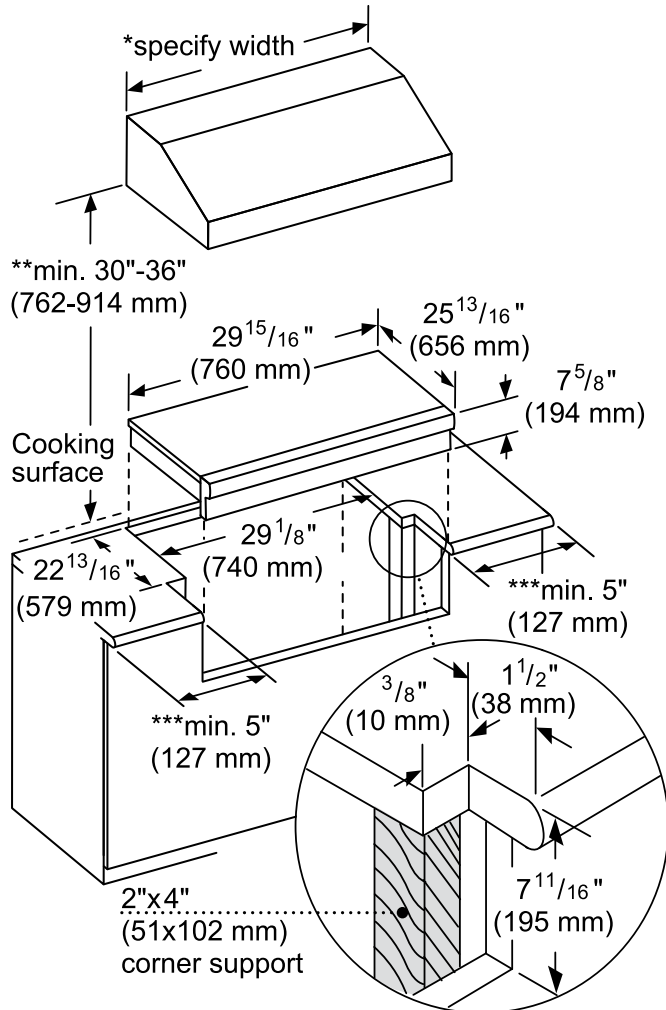
30-INCH GAS RANGETOP WITH 5 BURNERS

PROFESSIONAL SERIES, PORCELAIN COOKTOP SURFACE



30-INCH RANGETOP CUTOUT DIMENSIONS

* Minimum recommended hood width equals that of the range or cooktop.



** 36" minimum clearance from cooking surface to combustible surfaces.

*** 5" minimum clearance from cooking surface to combustible side wall.

Note: Most hoods contain combustible components that must be considered when planning the installation.

PCG305W

30-INCH GAS RANGETOP WITH 5 BURNERS

PROFESSIONAL SERIES, PORCELAIN COOKTOP SURFACE

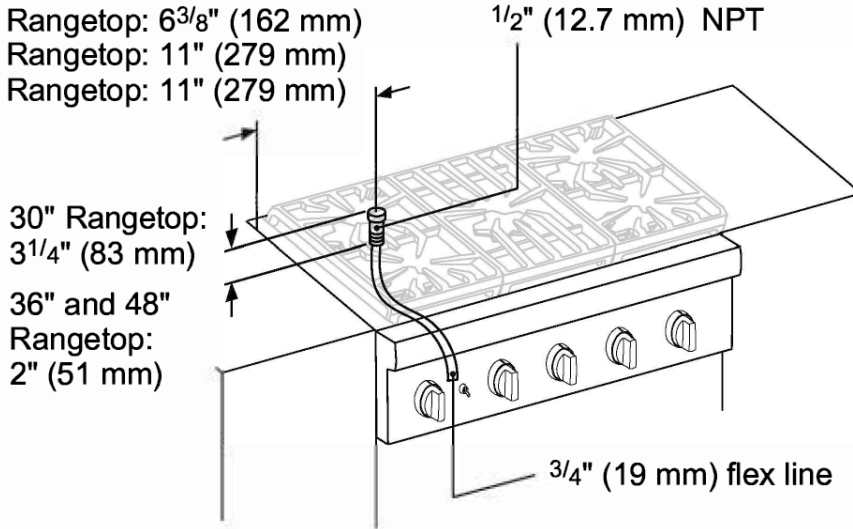


30-INCH RANGETOP GAS LOCATION

The gas and electrical supply must be located in an area that is accessible without requiring removal of the rangetop. The appliance electrical power cord and gas pipe connection are located on the left rear underside of the rangetop.

The junction box must be located within 3 feet (~900 mm) of the rangetop connection.

- 30" Rangetop: 6³/₈" (162 mm)
- 36" Rangetop: 11" (279 mm)
- 48" Rangetop: 11" (279 mm)



A manual valve must be installed to the appliance, in an accessible location from the front, for the purpose of shutting off the gas supply.

measurements in inches (mm)

NATURAL GAS REQUIREMENTS:

- Inlet Connection: 1/2" NPT (min. 3/4" dia. flex line)
- Supply Pressure: 6" min. to 14" max. water column (14.9 mb to 34.9 mb)
- Manifold Pressure: 5" water column (12.5 mb)

PROPANE GAS REQUIREMENTS:

- Inlet Connection: 1/2" NPT (min. 3/4" dia. flex line)
- Supply Pressure: 11" min. to 14" max. water column (27.4 mb to 34.9 mb)
- Manifold Pressure: 10" water column (24.9 mb)

ELECTRICAL SUPPLY

IMPORTANT: The cord supplied with all-burner gas rangetops requires a NEMA 5-15 receptacle as shown here. Local codes may require a different wiring method.

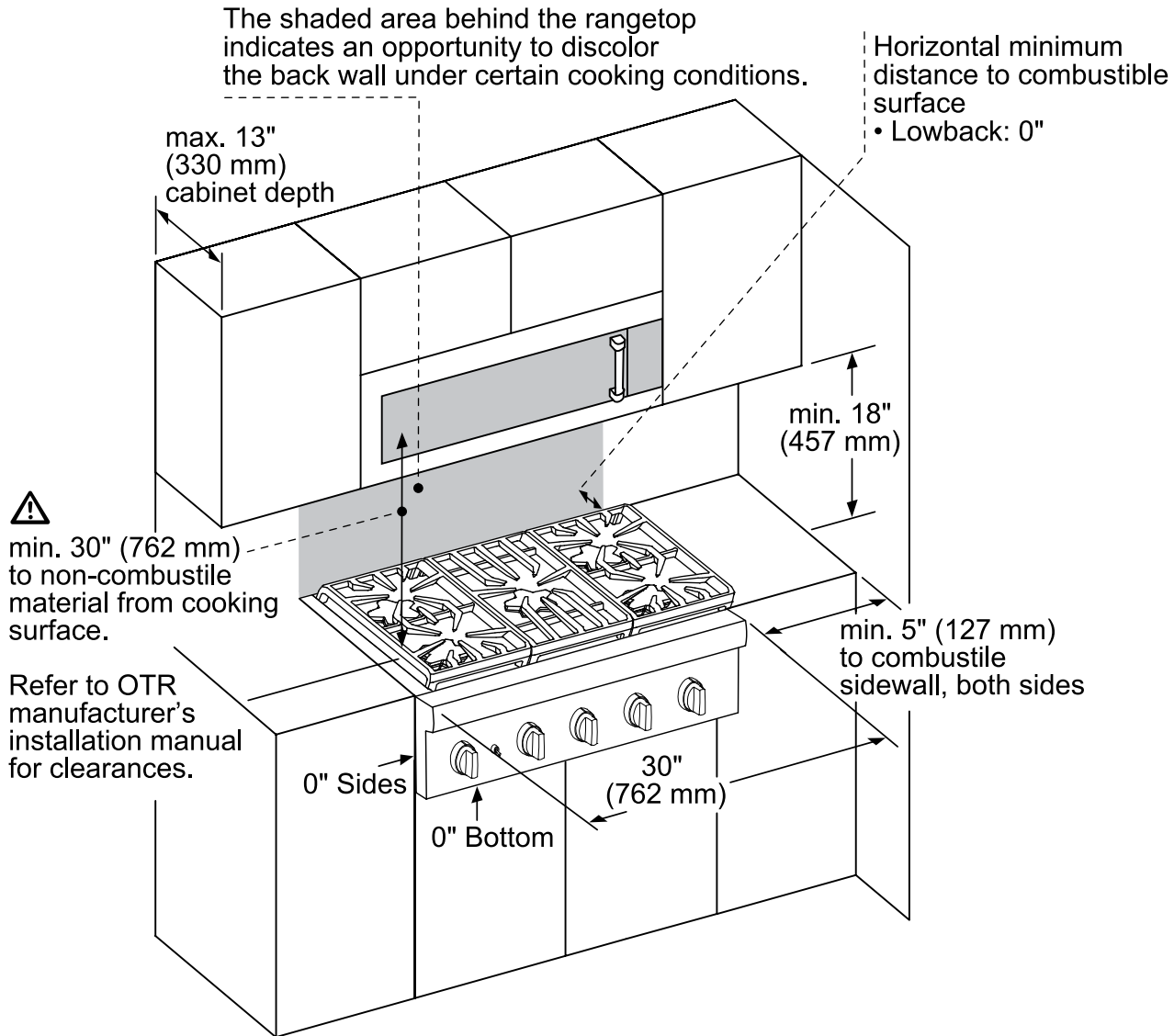


WARNING: This appliance is equipped with a three-prong grounding plug for protection against shock hazard and should be plugged directly into a properly grounded receptacle. DO NOT cut or remove the grounding prong from this plug. DO NOT ALTER THIS PLUG.

PCG305W
30-INCH GAS RANGETOP WITH 5 BURNERS
 PROFESSIONAL SERIES, PORCELAIN COOKTOP SURFACE



30-INCH RANGETOP INSTALLATION WITH OVER-THE-RANGE MICROWAVE



⚠ As defined in the "National Fuel Gas Code" (ANSI Z223.1, Current Edition). Clearances from non-combustible materials are not part of the ANSI Z21.1 scope and are not certified by CSA. Clearances must be approved by the local codes and/or by the local authority having jurisdiction.

measurements in inches (mm)

NOTE: See the Ventilation Planning Guide for recommended hood options. Due to the high heat of the burners, installing a microwave oven with a ventilation system over the appliance is not recommended on anything other than the 30" 5-Burner. Refer to the OTR manufacturer's installation manual for clearances.

PCG305W

30-INCH GAS RANGETOP WITH 5 BURNERS

PROFESSIONAL SERIES, PORCELAIN COOKTOP SURFACE

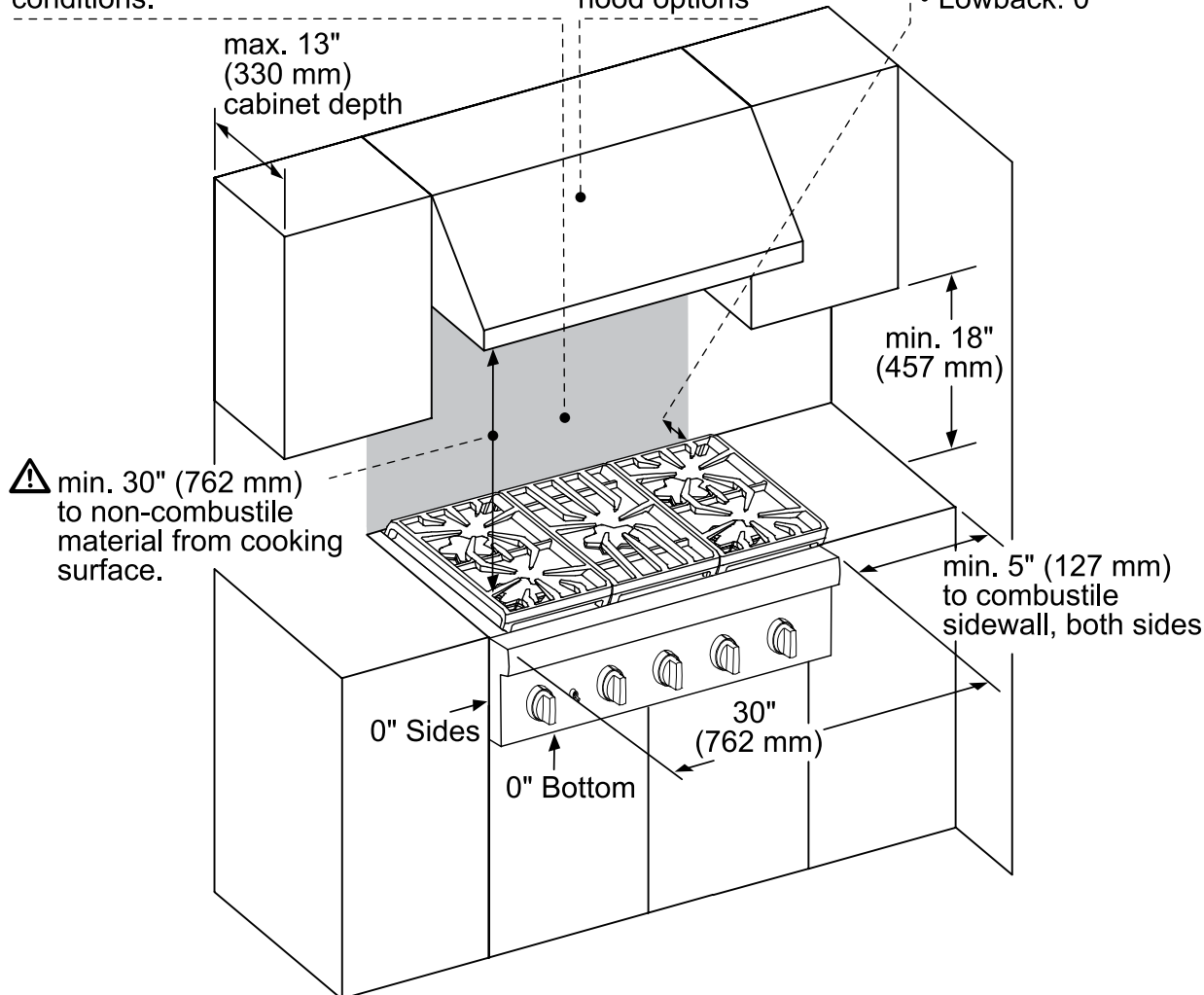


30-INCH RANGETOP INSTALLATION WITH HOOD

The shaded area behind the rangetop indicates an opportunity to discolor the back wall under certain cooking conditions.

See the Ventilation Planning Guide for recommended hood options

Horizontal minimum distance to combustible surface
• Lowback: 0"



⚠ As defined in the "National Fuel Gas Code" (ANSI Z223.1, Current Edition). Clearances from non-combustible materials are not part of the ANSI Z21.1 scope and are not certified by CSA. Clearances must be approved by the local codes and/or by the local authority having jurisdiction.

measurements in inches (mm)

NOTE: A 36-inch minimum clearance is required between the top of the cooking surface and the bottom of an unprotected cabinet. A 30-inch clearance can be used when the bottom of the wood or metal cabinet is protected by not less than 1/4 inch of a flame retardant material covered with not less than No. 28 MSG sheet steel, 0.015 inch (0.4 mm) thick stainless steel, 0.024 inch (0.6 mm) aluminum, or 0.020 inch (0.5 mm) thick copper.

These warranties give you specific legal rights and you may have other rights that vary from state to state. Limited warranty from date of delivery. For complete warranty details, refer to your Use & Care manual, or ask your dealer.

Specifications are for planning purposes only. Refer to installation instructions and consult your countertop supplier prior to making counter opening. Consult with a heating and ventilation engineer for your specific ventilation requirements. For the most detailed information, refer to installation instructions accompanying product or write to Thermador indicating the model number. Specifications are correct at time of printing. Thermador reserves the right to change product specifications or design without notice. Some models are certified for use in Canada. Thermador is not responsible for products that are transported from the U.S. for use in Canada.