

ASSEMBLY INSTRUCTIONS

Page 1/2

ah

aspenhome

Distributed by Furniture Values International, LLC



ITEM NO: ICB-6671S-BCH/BLK Counter Height Double X Chair(2/Carton)

HARDWARE PACK

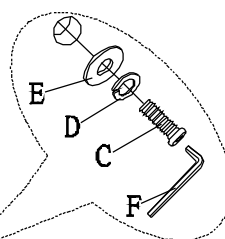
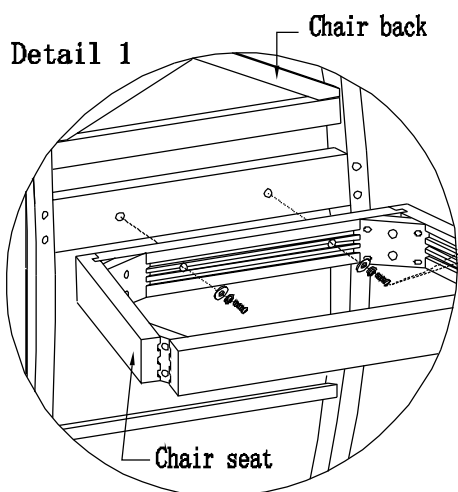
A	3" Bolt (Ø1/4")	4 Pcs	D	Lock Washer (Ø1/4")	10 Pcs
B	2 1/2" Bolt (Ø1/4")	4 Pcs	E	Flat Washer (Ø1/4")	10 Pcs
C	1 1/2" Bolt (Ø1/4")	2 Pcs	F	Allen Wrench	1 Pc
			G	Wood Screw	6 Pcs

COMPONENTS LIST

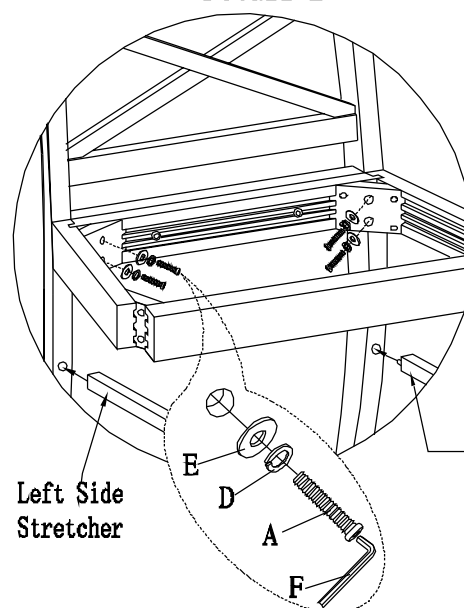
Chair Back	1 Pc	Chair Seat	1 Pc
Front Leg	2 Pcs	Left side stretcher	1 Pc
Front Stretcher	1 Pc	Right side stretcher	1 Pc



ASSEMBLY REQUIRES A STANDARD PHILIPS HEAD SCREWDRIVER, NOT INCLUDED.



Detail 2



Left Side Stretcher

Right Side Stretcher

1. Open the box. Take out each part and the hardware pack.
2. Place the chair back on a padded area, and assemble the chair seat to the chair back (as shown in detail 1 & 2), then put the left and right side stretchers to the chair back. Do not tighten the bolts completely.

MADE IN VIETNAM

2010-03-16


ASSEMBLY INSTRUCTIONS

Page 1/2

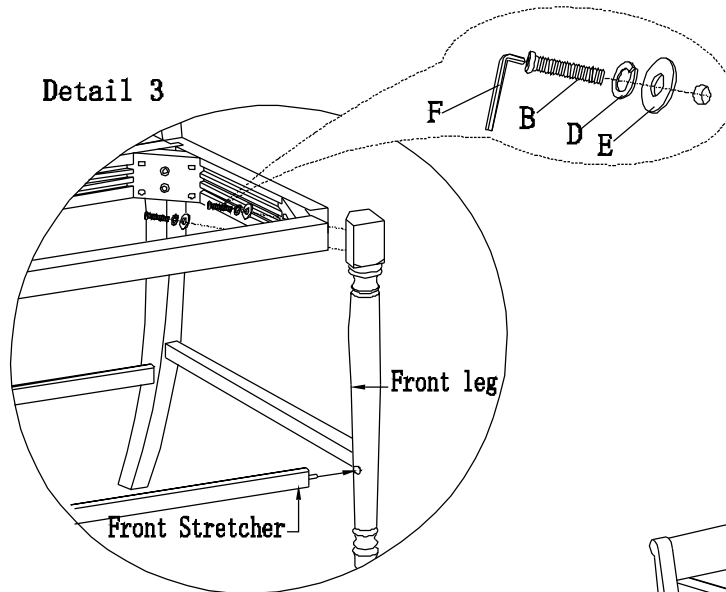
ah

aspenhome


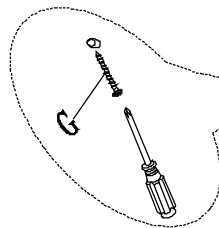
Distributed by Furniture Values International, LLC



ITEM NO: ICB-6671S-BCH/BLK Counter Height Double X Chair(2/Carton)



Detail 4



Not tighten each bolt too much
before screwing stretchers

3. Assemble the front leg to the chair seat as detail 3(no need to tighten bolts), then place the front stretcher to the chair front leg. Do not tighten the bolts completely.
4. Attach the side stretcher, front stretcher to the chair back and chair front leg using wood screws as shown in detail 4.
5. Then turn the chair onto its feet on a level surface, make sure all four legs are flat and level against the flat surface, now tighten the bolts completely so that it will not come loose.
6. After all assembly steps, if the gap is too wide between the seat and the chair back, take off the wood screws which have been locked under the seat. And adjust the seat in an ideal position, then re-attach its.

MADE IN VIETNAM

2010-03-16