



**Primo™**

# 6145

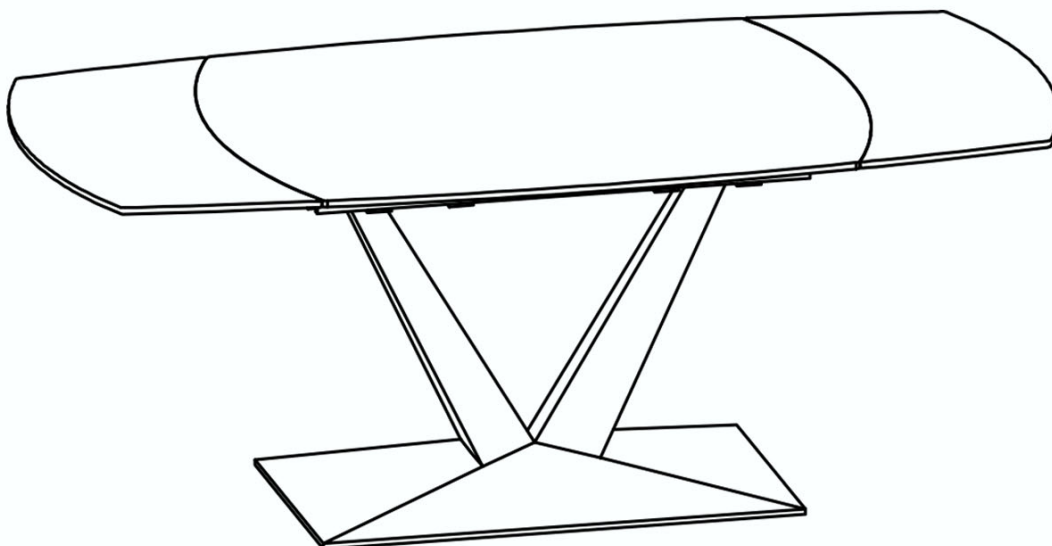
Model # D445100440SHTT  
D445100440SHTB, D445100440SHTM

## ASSEMBLY INSTRUCTIONS NOTICE DE MONTAGE

**Place tracking label here  
Placez l'étiquette de garantie ici**

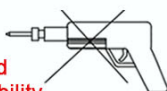
\*\* Please keep these instructions, and have the product model #, and part # available when requesting a service.

\*\* Veuillez conserver ce notice de montage, et avoir en main le numéro du modèle, et de la pièce pour fin de service.



### IMPORTANT NOTE

Do not use a power tool to assemble this product as it could damage the thread of the hardware and affect the solidity/durability of the product.

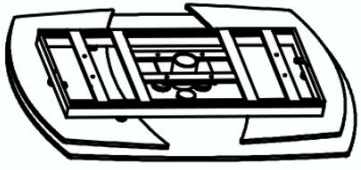

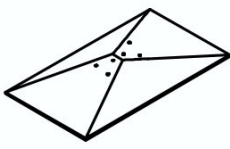





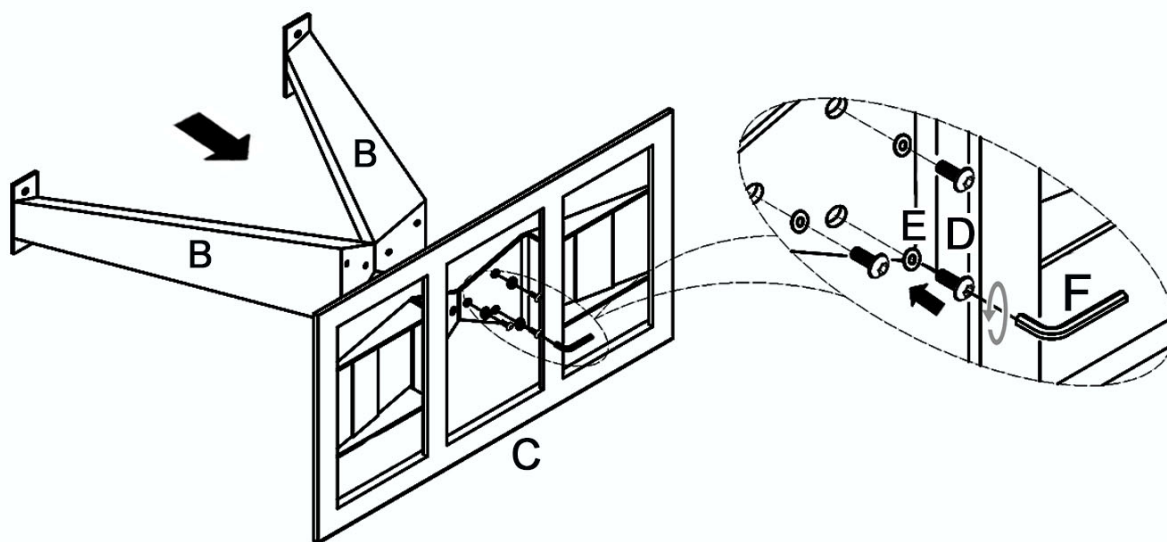
### NOTE IMPORTANTE

Ne pas utiliser d'outil électrique pour assembler ce produit car cela pourra endommager le filet des quincailleries et par le fait même affecter la solidité/durabilité du produit.

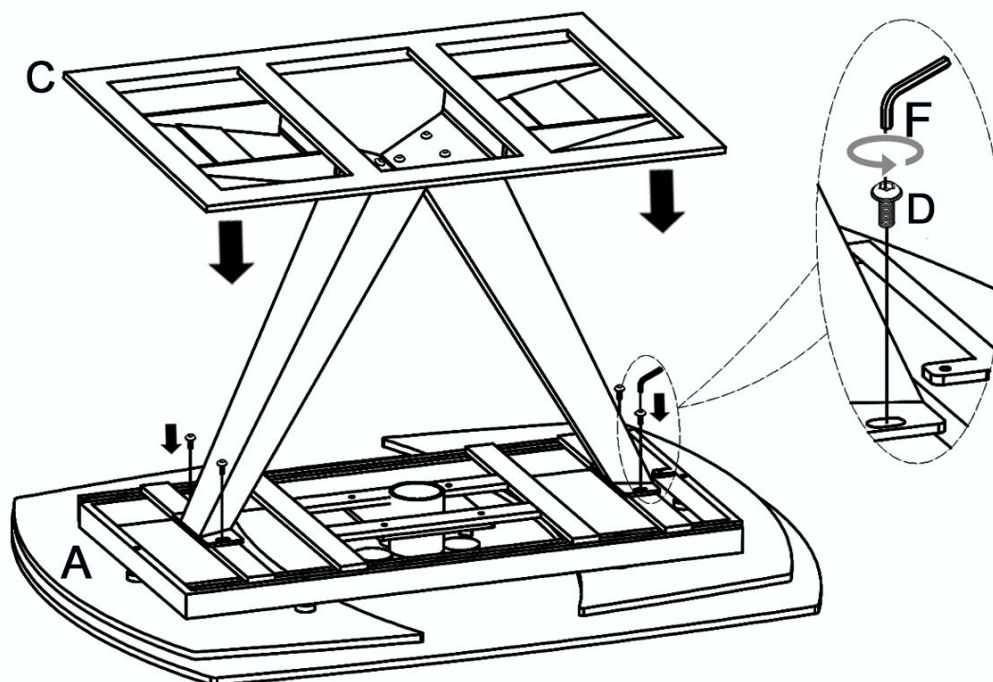
ver. C / J.B / 07-20

# 6145

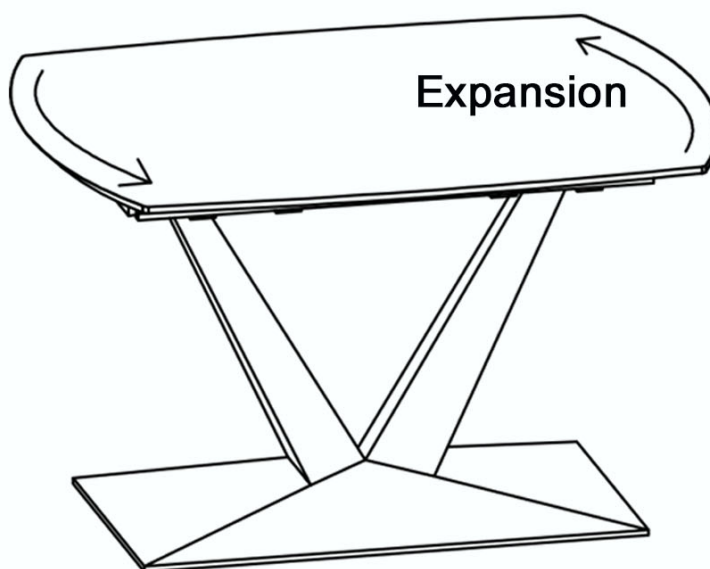
<b>A</b>  1X	29139-02-6145-00003 <b>B</b>  2X	29139-02-6145-00002 <b>C</b>  1X
<b>D</b>  M8x20mm 10X	29139-02-6145-00001 <b>E</b>  Ø20/ Ø9x2 6X	<b>F</b>  #6 1X



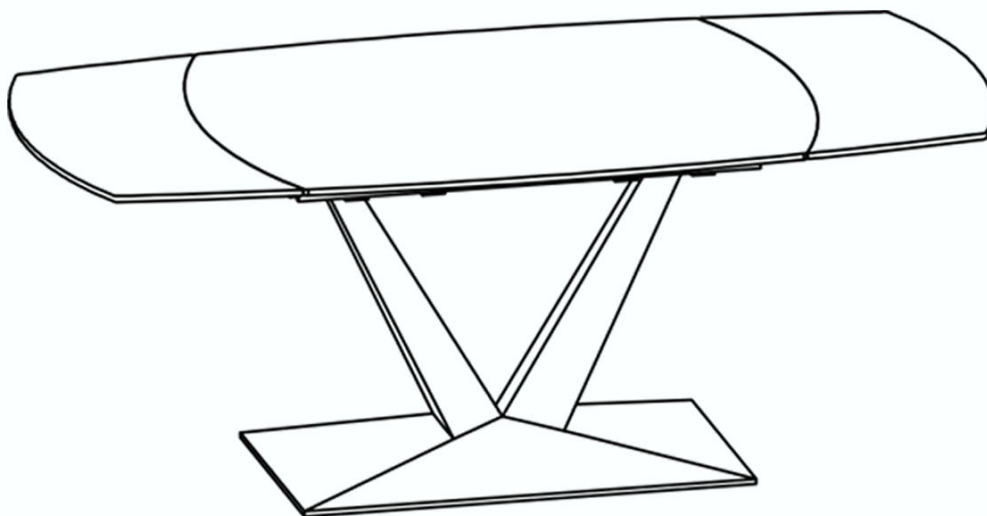
Step / Étape 1



Step / Étape 2



Step / Étape 3



Completely Assembled  
Assemblage Completé