

# PRD48WISGC

## 48-INCH DUAL-FUEL PRO GRAND® RANGE WITH STEAM AND INDUCTION

PROFESSIONAL SERIES, COMMERCIAL-DEPTH, PORCELAIN COOKTOP SURFACE



### FEATURES & BENEFITS

- ★ Multi-zone Liberty Induction module provides the ultimate in cooking performance and flexibility with Boost and Heat Shift
- ★ Patented Pedestal Star® Burner with QuickClean Base® designed for easy surface cleaning and superior heat spread for any size pan
- ★ Precision simmering capabilities as low as 100°F (375 BTU) with 4 ExtraLow® Simmer burners
- ★ Hydraulic SoftClose® hinges prevent slamming for ultra smooth closing
- Powerful 22,000 BTU (NG) burner (front right)

### TECHNICAL DETAILS


Circuit Breaker	50 A
Volts	240 / 208 V, 60Hz 4 Wire
Energy Source	Gas and Electric
Plug Type	208 / 240V 4-Prong
Power Cord Length	Purchase Separately
Gas Supply	3/4"

### WARRANTY

Limited Warranty, Entire Appliance, Parts and Labor	2 Year
-----------------------------------------------------	--------

SEE PAGE 2 FOR INCLUDED AND OPTIONAL ACCESSORIES

### RANGETOP



Total Number of Cooktop Burners	6 + Induction
1 – Power of Back Left Burner BTU	15,000 and XLO
2 – Power of Front Left Burner BTU	22,000 and XHI / XLO
3 – Power of Back Center Burner BTU	15,000
4 – Power of Front Center Burner BTU	18,000
5 – Power of Right Back Center Burner BTU	15,000 and XLO
6 – Power of Right Front Center Burner BTU	18,000 and XLO
7 – Power of Far Right 12" Induction	3,600 W

### OVEN

Oven Capacity (Lg / Sm)	4.9 / 1.6 cu. ft.
Cooking Modes – Large Cavity	
Bake, Convection Bake, True Convection, Convection Roast, Roast, Convection Broil, Broil	
Cooking Modes – Small Cavity	
Proof, Keep Warm, Steam Programs, True Convection, Slow Cook, Defrost, Reheat, Steam Convection, Steam	
Sabbath (Lg / Sm)	Yes / Yes
Self-Clean (Lg / Sm)	Yes / Yes
Telescopic Rack(s) (Lg / Sm)	3 / 0
Interior Lights (Lg / Sm)	2 / 1
Bake Power (Lg / Sm)	2,000 W / NA
Broil Power (Lg / Sm)	4,000 W / NA
Convection Power (Lg / Sm)	2,750 W / NA
Steam Bowl Element	1,800 W
Steam Convection	2,750 W
Warming Drawer	400 W
Home Connect™ (Wi-Fi Enabled)	Yes, Large Oven Only
Lg Cavity Interior Dimensions (HxWxD)	16 3/8" x 24 1/4" x 21 1/2"
Lg Cavity Usable Dimensions (HxWxD)	12" x 22 1/2" x 19 1/2"
Sm Cavity Interior Dimensions (HxWxD)	10 1/4" x 14 1/4" x 17 3/8"
Sm Cavity Usable Dimensions (HxWxD)	9 5/8" x 12" x 16"

### DIMENSIONS & WEIGHT

Overall Appliance Dimensions (HxWxD)	35 3/4" – 36 3/4" x 47 15/16" x 27 7/8"
Required Cutout Size (HxWxD)	35 3/4" – 36 3/4" x 48" x 24" – 25 1/8"
Net Weight	507 lbs.

★ THERMADOR® EXCLUSIVE

# PRD48WISGC

## 48-INCH DUAL-FUEL PRO GRAND® RANGE WITH STEAM AND INDUCTION

PROFESSIONAL SERIES, COMMERCIAL-DEPTH, PORCELAIN COOKTOP SURFACE



### ACCESSORIES (INCLUDED)

3 Telescopic Racks, 1 Sm. Std. Rack, Multi-Point Meat Probe, 1 Steam Pan, 1 Lg Broil Pan, 1 Sm. Broil Pan, Island Trim

### ACCESSORIES (OPTIONAL)



**PWOKRINGHC**  
Wok Ring



**PAGRIDDLE**  
Professional Griddle, Sits on Top of Grates Over  
2 Star Burners, High-Release Coating



**PA48WTKG**  
Toekick



**PALPKITDGW**  
LP Conversion Kit, Pro Grand Dual Fuel Models with  
4 and 6 Burners



**CHEFSPAN08**  
10" Stainless Steel Pan



**CSRACKH**  
Wire Rack



**CS2XLPH**  
Perforated Cooking Pan, Full Size, 1 5/8" Deep



**CS1XLH**  
Cooking Pan, Half Size, 2 1/2" Deep



**PA12CHPBLK**  
Chopping Block / Cutting Board



**PA48WLBG**  
7" Low Backguard\*



**PARKB48CGY**  
Metallic Blue Knob Kit



**TEPPAN1016**  
Liberty® Induction Teppanyaki



**TROASTERT**  
Stainless Steel Roaster Pan



**CS2XLH**  
Cooking Pan, Full Size, 1 5/8" Deep



**CS2LH**  
Baking Tray, Full Size, 1 1/4" Deep



**CS1XLPH**  
Perforated Cooking Pan, Half Size, 1 5/8" Deep

### PAALTKITGW

High Altitude Kit, Natural Gas Pro Grand Ranges, 5,400 ft. to 10,200 ft.

### Contact Customer Support

High Altitude Kit, Gas or Dual-Fuel Pro Grand Ranges Connected to LP  
Gas, 10,000 ft. to 10,200 ft.

\*Models PCG305xx, PRD305xx, PRD606xx, PRG305xx, PRG304xx and PRD304xx are suitable for 0" rear clearance to combustible surfaces. All other models: when using the included Island Trim a minimum 6" (152 mm) rear clearance is required to a combustible surface. When installing against a combustible surface, a Thermador® Low Backguard is required for a 0" rear clearance to the combustible surface. A Thermador Low Backguard must be purchased separately. A rear clearance to a surface covered in a noncombustible material (metal, ceramic tile, brick, marble, or stone) is 0" when using the included Island Trim. Clearances of less than 6" (152 mm) should be approved by the local codes and/or by the local authority having jurisdiction. Clearances from non-combustible materials are not part of the ANSI Z21.1 scope and are not certified by CSA.

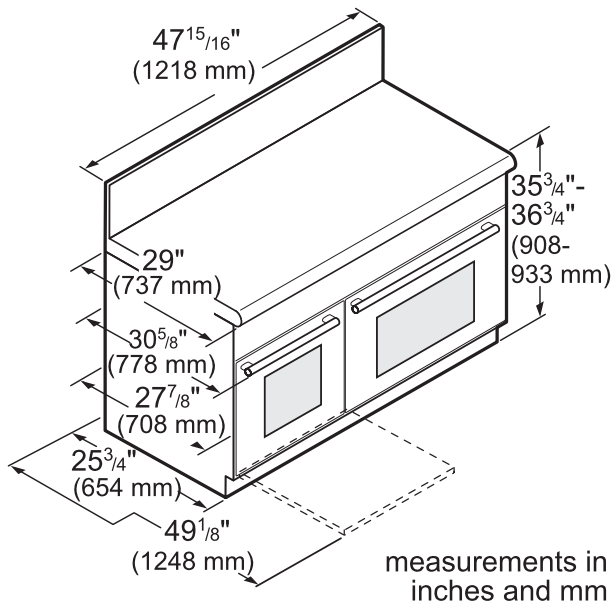
# PRD48WISGC

## 48-INCH DUAL-FUEL PRO GRAND® RANGE WITH STEAM AND INDUCTION

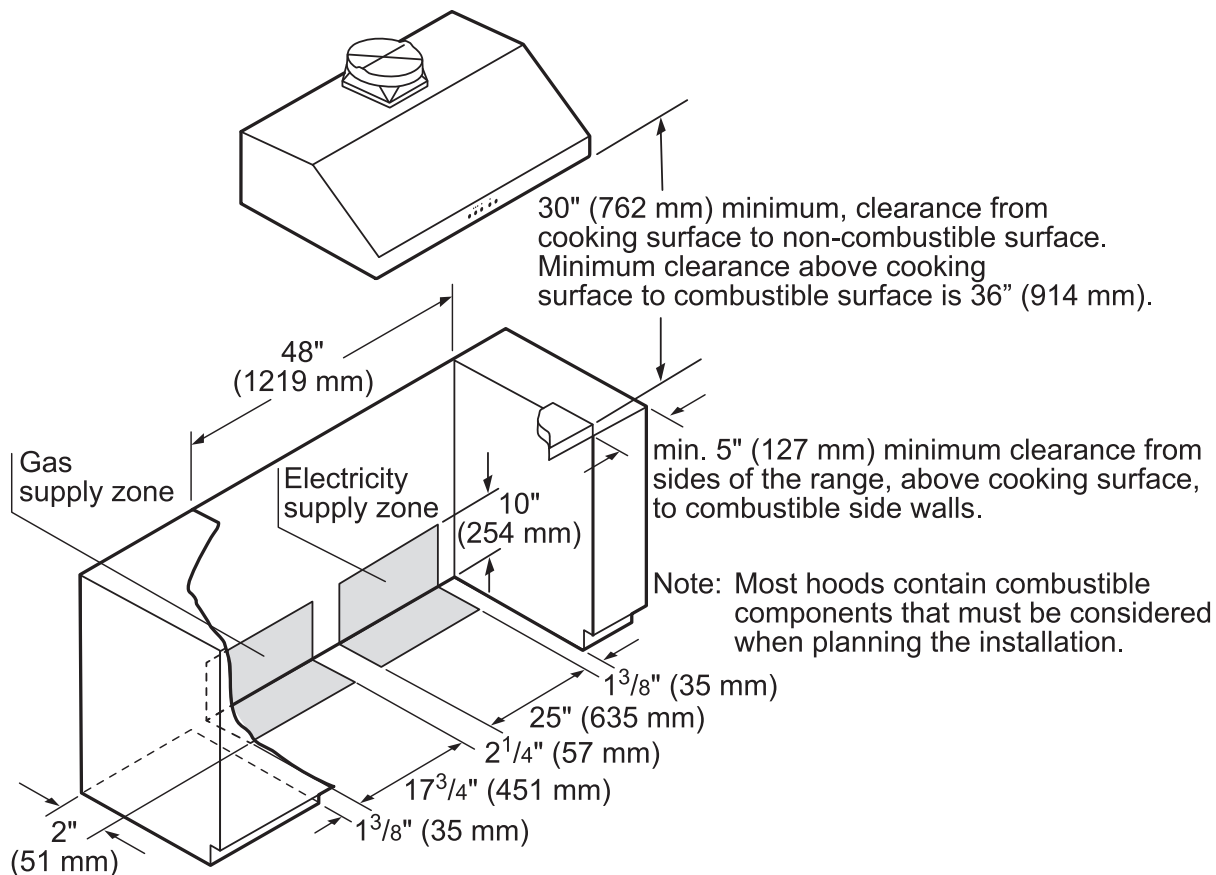
PROFESSIONAL SERIES, COMMERCIAL-DEPTH, PORCELAIN COOKTOP SURFACE



### 48-INCH RANGE DIMENSIONS



### 48-INCH RANGE CUTOUT DIMENSIONS



measurements in inches (mm)

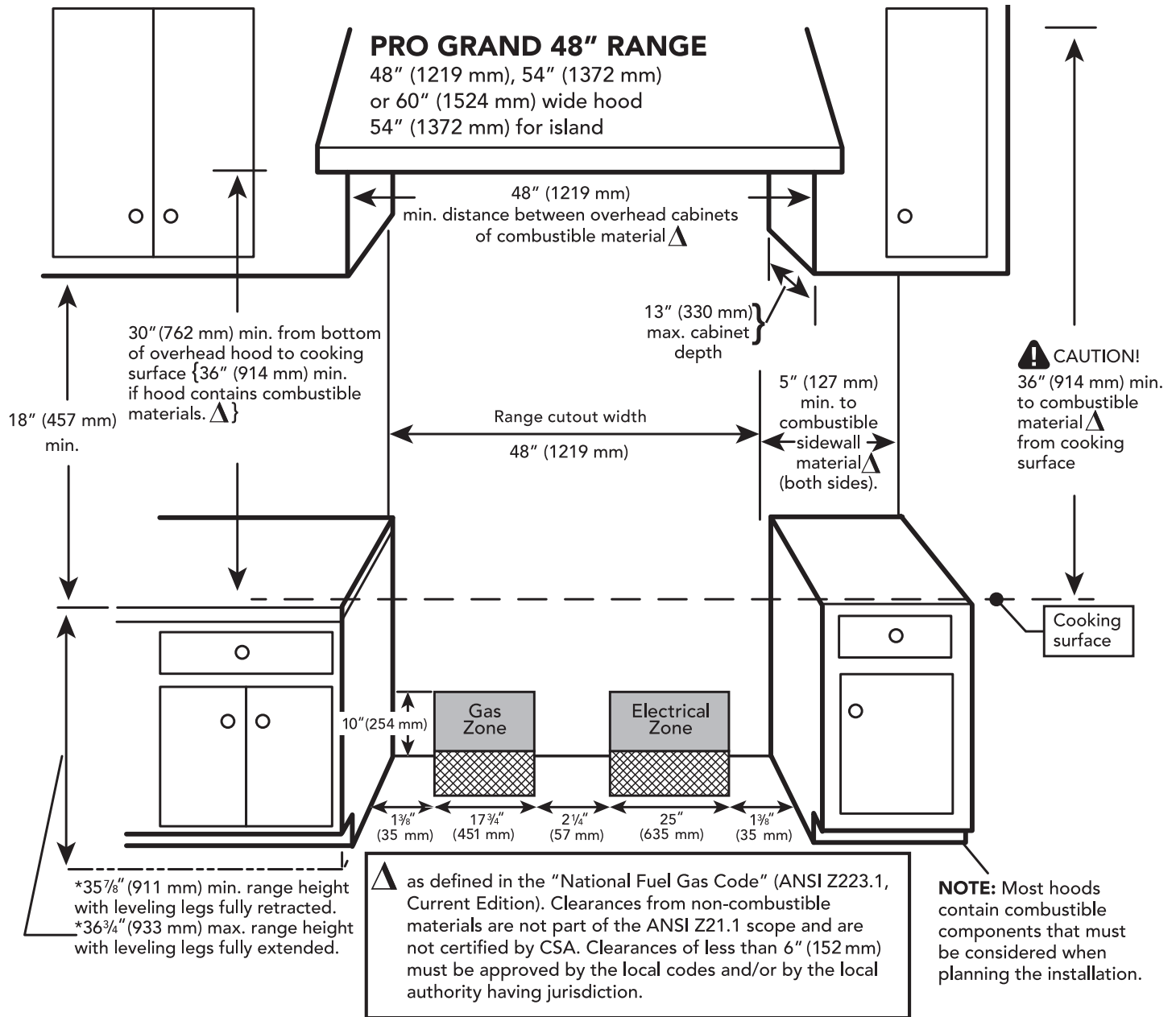
# PRD48WISGC

## 48-INCH DUAL-FUEL PRO GRAND® RANGE WITH STEAM AND INDUCTION

PROFESSIONAL SERIES, COMMERCIAL-DEPTH, PORCELAIN COOKTOP SURFACE



### 48-INCH RANGE CUTOUT DIMENSIONS



# PRD48WISGC

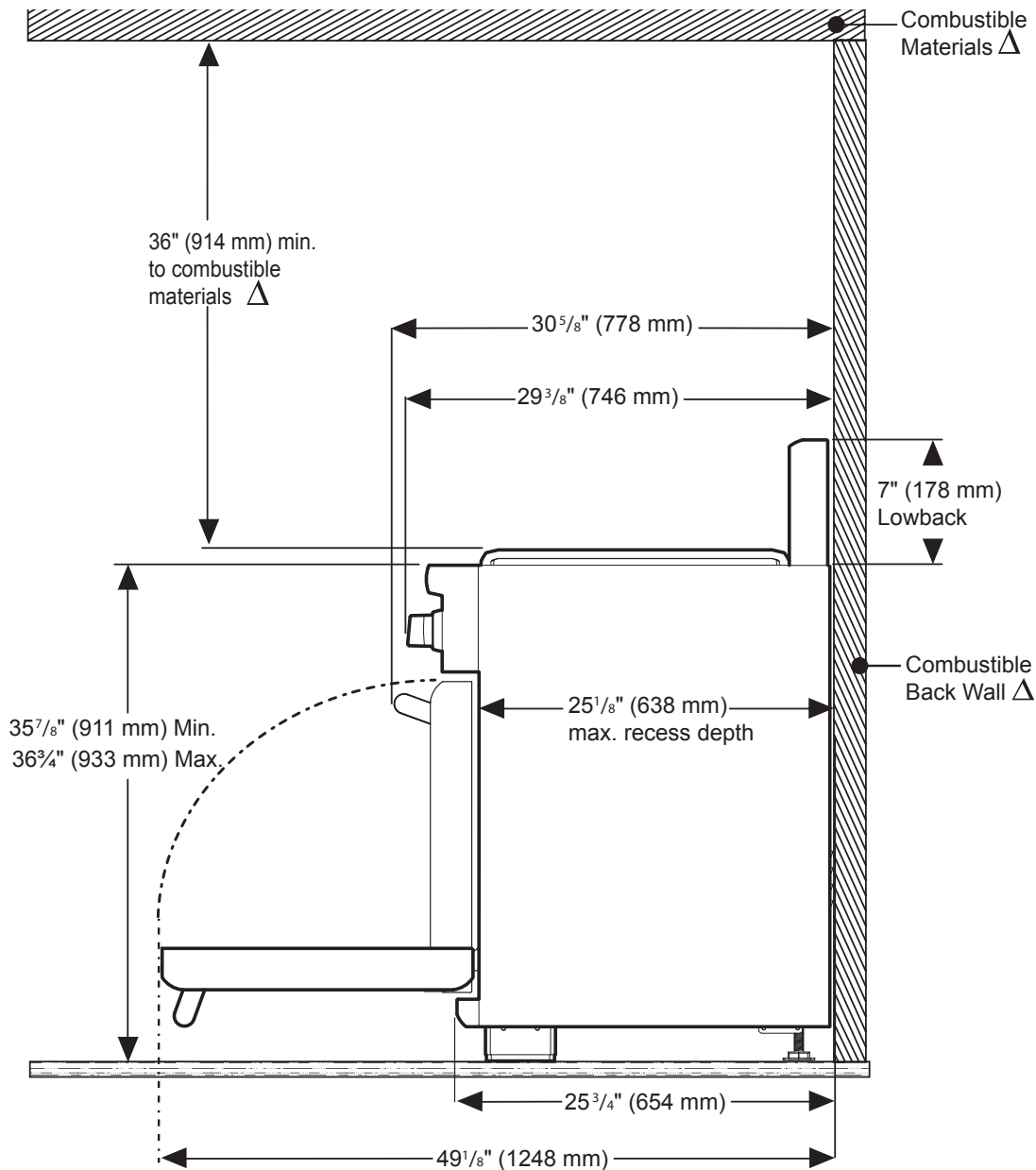
## 48-INCH DUAL-FUEL PRO GRAND® RANGE WITH STEAM AND INDUCTION

PROFESSIONAL SERIES, COMMERCIAL-DEPTH, PORCELAIN COOKTOP SURFACE



### 48-INCH RANGE DIMENSIONS AND CLEARANCE REQUIREMENTS WITH "LOW BACK"

**NOTE:** A 36-inch minimum clearance is required between the top of the cooking surface and the bottom of an unprotected cabinet. A 30-inch clearance can be used when the bottom of the wood or metal cabinet is protected by not less than 1/4 inch of a flame retardant material covered with not less than No. 28 MSG sheet steel, 0.015 inch (0.4 mm) thick stainless steel, 0.024 inch (0.6 mm) aluminum, or 0.020 inch (0.5 mm) thick copper.



$\Delta$  As defined in the "National Fuel Gas Code" (ANSI Z223.1, Current Edition). Clearances from non-combustible materials are not part of the ANSI Z21.1 scope and are not certified by CSA. Clearances of less than 6" (152 mm) must be approved by the local codes and/or by the local authority having jurisdiction.

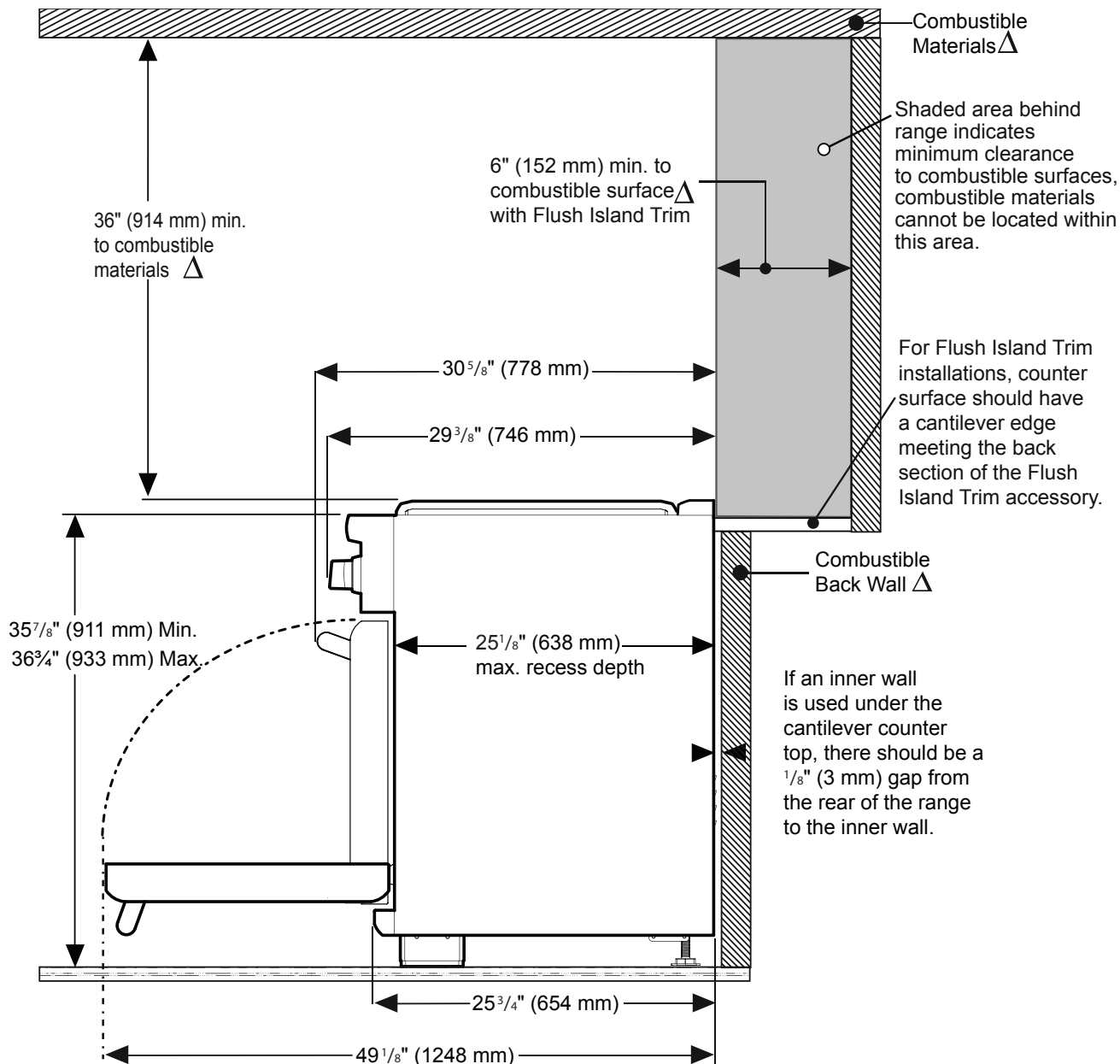
# PRD48WISGC

## 48-INCH DUAL-FUEL PRO GRAND® RANGE WITH STEAM AND INDUCTION

PROFESSIONAL SERIES, COMMERCIAL-DEPTH, PORCELAIN COOKTOP SURFACE



### 48-INCH RANGE DIMENSIONS AND CLEARANCE REQUIREMENTS WITH "FLUSH ISLAND TRIM"



$\Delta$  As defined in the "National Fuel Gas Code" (ANSI Z223.1, Current Edition). Clearances from non-combustible materials are not part of the ANSI Z21.1 scope and are not certified by CSA. Clearances of less than 6" (152 mm) must be approved by the local codes and/or by the local authority having jurisdiction.

These warranties give you specific legal rights and you may have other rights that vary from state to state. Full warranty and limited warranty from date of installation. For complete warranty details, refer to your Use & Care manual, or ask your dealer.

Specifications are for planning purposes only. Refer to installation instructions and consult your countertop supplier prior to making counter opening. Consult with a heating and ventilation engineer for your specific ventilation requirements. For the most detailed information, refer to installation instructions accompanying product or write to Thermador indicating the model number. Specifications are correct at time of printing. Thermador reserves the right to change product specifications or design without notice. Some models are certified for use in Canada. Thermador is not responsible for products that are transported from the U.S. for use in Canada.