

KEY FEATURES

QUILTING



COOL TOUCH EXTREME FABRIC



SILK & HOLLO FIBRE
Allows increased airflow and less compaction of the fibres to provide a cooler, and more restful sleep




FIRM MICRO GEL
High density quilting foam helps dissipate heat away from the body




LATEX
Naturally conforms to body contours for optimal orthopedic support

COMFORT LAYERS / UPHOLSTERY

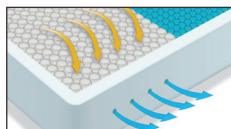


MICRO COIL
Conforms to the body to eliminate pressure points

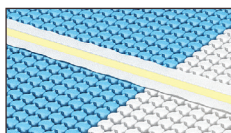
COIL SYSTEM



POSTURIZED CENTRE SUPPORT
Provides increased support and proper alignment of your spine



AIRFLOW SURROUND FOAM
Airflow Surround Foam Encasement for increased sleeping surface, a strong sitting edge and enhanced cooling



PATENTED MOTION SEPARATION FOAM
Patented Motion Separation Foam isolates partner's movement to provide the best in undisturbed sleep

◆ COIL SYSTEM

- ◆ 1500 Pocket Coil with Airflow Foam Surround Encasement
- ◆ Posturized Centre Third with Motion Separation Foam

◆ QUILTING

- ◆ 22 oz Silk & Hollo Fibre
- ◆ 1/2" Firm Micro Gel
- ◆ 1/2" Latex
- ◆ 3/4" Firm Gel

◆ COMFORT LAYERS/UPHOLSTERY

- ◆ 1000 Micro Coil

◆ TOP OF COIL

- ◆ Flexatron Pad

◆ BOTTOM OF COIL

- ◆ Flexatron Pad

◆ FABRIC

- | | |
|--------------|----------------------------|
| ◆ Panel | Freya (Cool Touch Extreme) |
| ◆ Border | Young |
| ◆ Foundation | Navy Blue Suede |

◆ FOUNDATION

- ◆ Kingsdown Foundation

◆ WARRANTY

- ◆ 10 years

◆ COIL COUNTS

	Twin	Double	Queen	King
◆ Pocket	900	1275	1500	1905
◆ Micro	600	850	1000	1270
◆ Total	1500	2075	2500	3175

