




# ***ASSEMBLY INSTRUCTIONS***

## ***COASTER FINE FURNITURE***



*Fine Furniture for every stage of life*

**193722**  
**Dining Chair**

REVISION 0: 07/08/2021

ITEM:193722

# ASSEMBLY INSTRUCTIONS



## ASSEMBLY TIPS:

1. Remove hardware from box and sort by size.
2. Please check to see that all hardware and parts are present prior to start of assembly.
3. Please follow attached instructions in the same sequence as numbered to assure fast & easy assembly.



### WARNING

1. Don't attempt to repair or modify parts that are broken or defective. Please contact the store immediately.
2. This product is for home use only and not intend for commercial establishments.

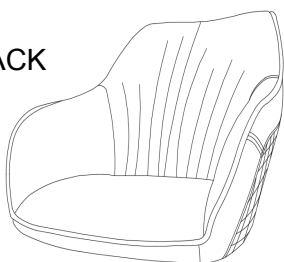


ASSEMBLY TIME

20 MINUTES

## PARTS IDENTIFICATION

A SEAT & BACK



1PC

B BASE



1PC

## HARDWARE IDENTIFICATION

1 BOLT  
1/4"x1"



4PCS

2 SPRING WASHER  
1/4"



4PCS

3 ALLEN KEY  
4mm



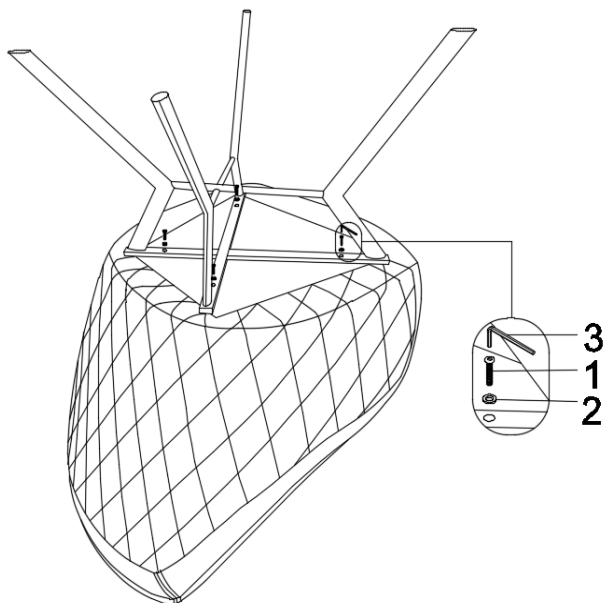
1PC




ITEM: **193722**

# ASSEMBLY INSTRUCTIONS




## STEP 1

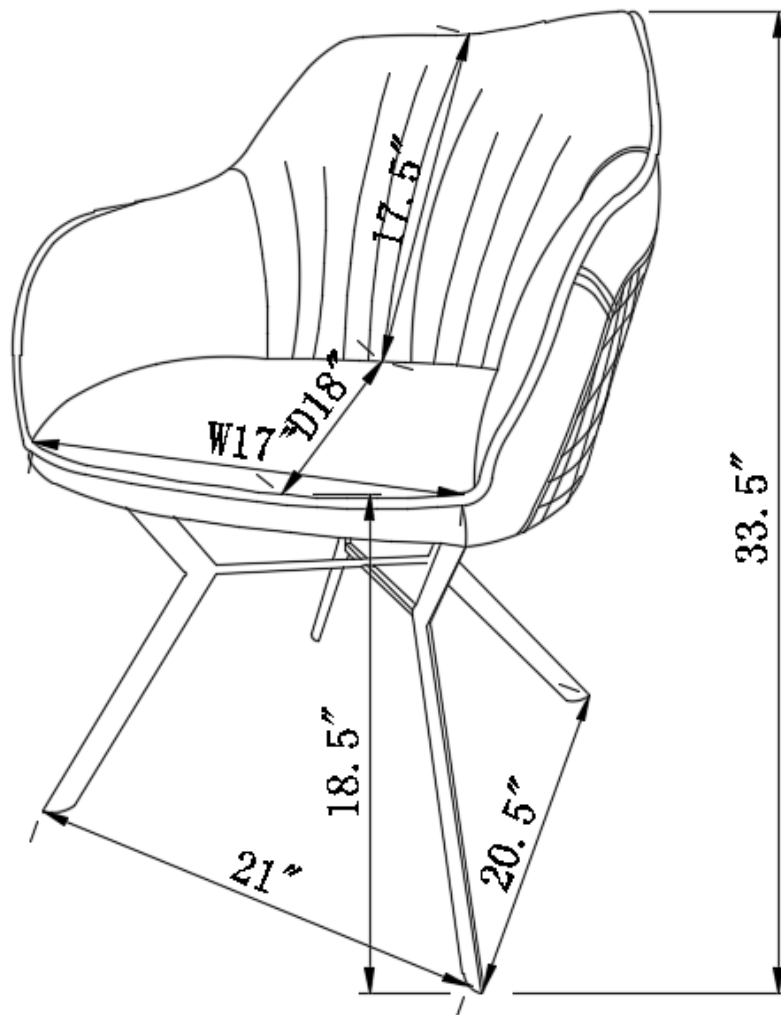


1		4pcs
2		4pcs
3		1pc

## STEP 2 COMPLETE



ITEM: **193722**



**Note:** Dimension tolerance  $\pm 5\%$