



ASSEMBLY INSTRUCTIONS COASTER FINE FURNITURE



Fine Furniture for every stage of life

360126
Sofa Bed

REVISION 0 : 11/30/2022
REVISION 1 : 02/15/2023

ITEM: 360126



ASSEMBLY INSTRUCTIONS


ASSEMBLY TIPS:

1. Remove hardware from box and sort by size.
2. Please check to see that all hardware and parts are present prior to start of assembly.
3. Please follow attached instructions in the same sequence as numbered to assure fast & easy assembly.



WARNING!

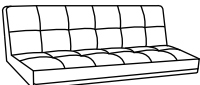


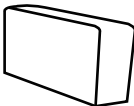

1. Don't attempt to repair or modify parts that are broken or defective. Please contact the store immediately.
2. This product is for home use only and not intended for commercial establishments.



ASSEMBLY TIME

30 MINUTES

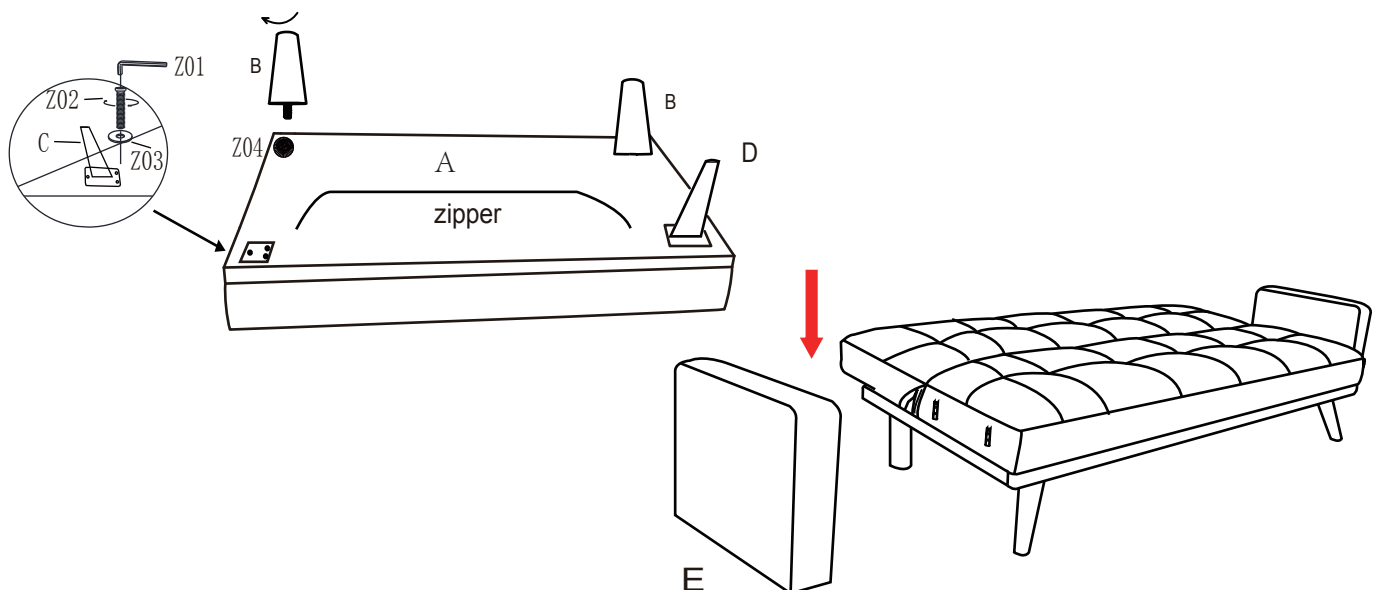
PARTS IDENTIFICATION

A	SOFABED		1PC	D	FRONT R-LEG		1PC
B	BACK LEG		2PCS	E	ARM		2PCS
C	FRONT L-LEG		1PC				

HARDWARE

Z01	ALLEN WRENCH (D 5mm - RBW)		1PC	Z03	WASHER (10 x 25mm - RBW)		6PCS
Z02	BOLT (8 x 30mm - RBW)		6PCS	Z04	PLASTIC WASHER (D 50mm - RBW)		2PCS

STEP 1



ITEM: **360126**

ASSEMBLY INSTRUCTIONS



PRODUCT DIMENSION (Note: Dimension tolerance $\pm 5\%$)

