MONARCH
SPECIALTIES INC.

INSTRUCTIONS D'ASSEMBLAGE
ASSEMBLY INSTRUCTIONS

I 2370

TABOURET DE BAR -
2PCS / BLANC / METAL CHROME HYDRAULIQUE

BARSTOOL -
2PCS / WHITE / CHROME METAL HYDRAULIC LIFT



POUR DE L'ASSISTANCE OU POUR COMMANDER DES PIÈCES CONTACTEZ NOTRE DÉPARTEMENT DE SERVICE À LA CLIENTÈLE.

FOR ASSISTANCE OR TO ORDER PARTS CONTACT OUR CUSTOMER SERVICE DEPARTMENT

WWW.MONARCHSERVICE.COM

LISTE DES PIÈCES
PARTS LIST

PIÈCE / PART #	IMAGE	DESCRIPTION	QTY / QTÉ
1		GASLIFT ASCENSEUR À ESSENCE	1
2	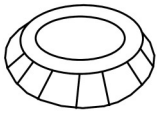	COLLAR COL	1
3	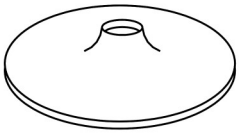	BOTTOM BASE BASE DU BAS	1
4	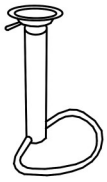	STOOL LEG PATTE DE TABOURET	1
5		SEAT SIÈGE	1

LISTE DES PIÈCES DE MONTAGE
HARDWARE LIST

PIÈCE / PART #	IMAGE	DESCRIPTION	QTY / QTÉ
A	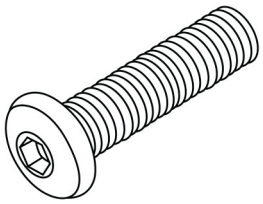	ASSEMBLING BOLT - Ø 1/8" X 5/8" BOULON D'ASSEMBLAGE - Ø 1/8" X 5/8"	4
B	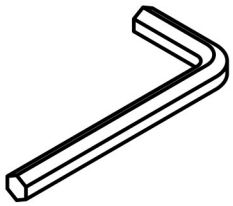	HEX KEY CLÉ HEXAGONALE	1

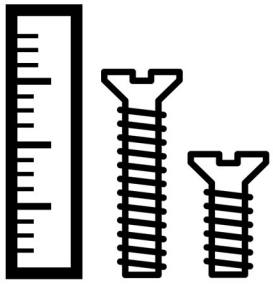

OUTIL DE VÉRIFICATION DE DIMENSIONS DES PIÈCES
HARDWARE DIMENSIONS VERIFICATION TOOL

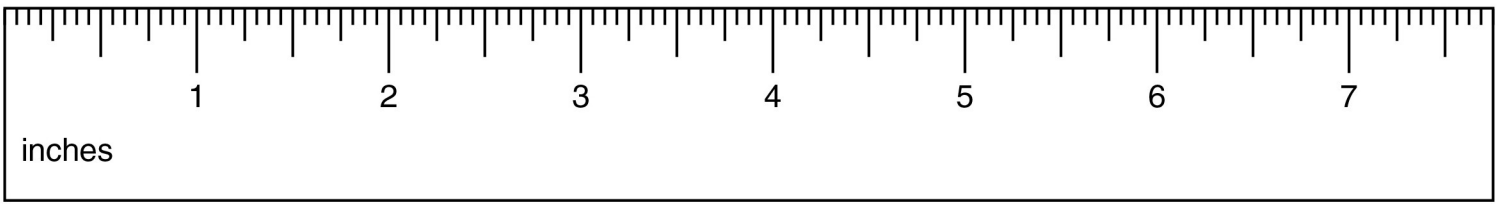

ÉTAPE / STEP 1

ENLEVER LE BOUCHON DE PLASTIQUE AVANT L'ASSEMBLAGE

REMOVE THE PLASTIC CAP BEFORE ASSEMBLING

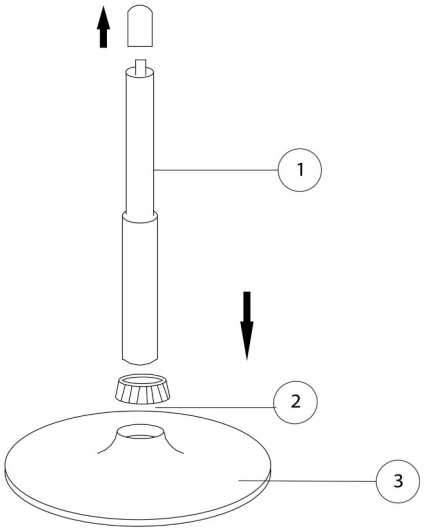

ÉTAPE / STEP 2

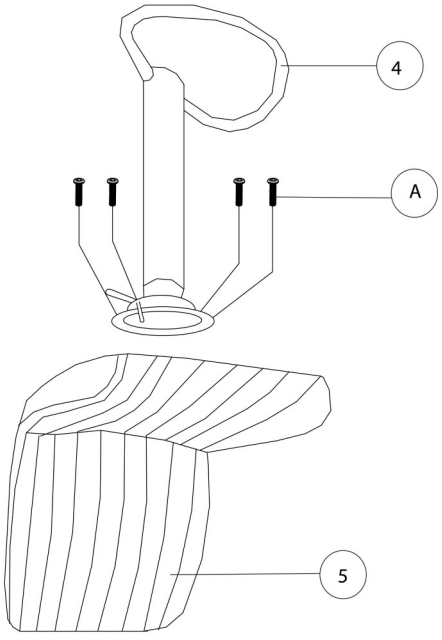

ÉTAPE / STEP 3

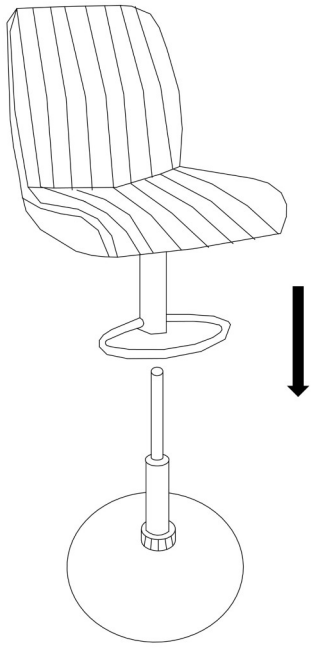

ÉTAPE / STEP 4

